

# Delivering On Our Promises

**In any investment environment, identifying trends, actively managing portfolios and continually managing risk is crucial.**

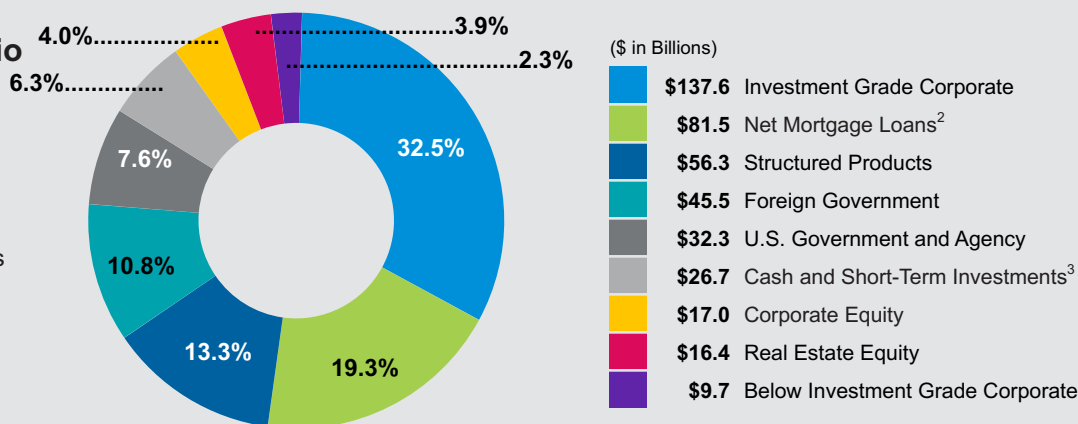
It's especially important when purchasing assets in global financial markets to match product liabilities that can extend 30 years or more into the future. Understanding and actively managing a diversified portfolio to back liabilities is what enables the MetLife enterprise to deliver on promises made to millions of customers by MetLife companies around the world.

We have more than 900 investment professionals located around the globe, giving us depth and breadth across many asset sectors and markets. Our full-time credit analysts and sector specialists conduct first-hand, fundamental analysis of investments and closely track developed and emerging markets. We're focused on looking ahead and positioning MetLife's global portfolio for the future while striving to take advantage of today's opportunities.

## Diversified Global Portfolio

**\$423.0 Billion of General Account Assets Under Management<sup>1</sup>**

MetLife's investment portfolio includes public securities and privately originated assets. Asset allocations reflect our mix of liabilities in MetLife's global businesses. We reposition our portfolio based on relative value and our view of the economy and financial markets. We maintain our focus on appropriate levels of diversification and asset quality.



## Investment Fundamentals

- We consider asset-liability management to be a core competency, and we carefully match assets to liabilities across our global businesses.
- We focus on the value of each asset and on the relative value of asset classes to determine which are offering the most attractive returns within given risk constraints.
- We utilize a rigorous risk management discipline across our investment portfolio and view risk management as fundamental to our culture. This discipline is woven throughout our investment process with dedicated systems, protocols and models. We carefully assess the risks and benefits presented by each investment, including relevant environmental, social, economic and governance risks and benefits.

## Key Differentiators

- We have a strong balance sheet, a strong capital position and are well-positioned to fulfill our obligations.
- We benefit from a strong franchise, business diversification and sound financial fundamentals, particularly when managing through challenging markets.
- Our sizable investment portfolio and operation gives us breadth and depth across asset sectors and markets. We emphasize first-hand, fundamental analysis by our in-house team of analysts and sector specialists.
- We are a significant originator of private assets, including commercial and agricultural mortgages and private placements, which we believe provides us with a competitive advantage in these markets.

<sup>1</sup> As of December 31, 2023. At estimated fair value. See Explanatory Note.

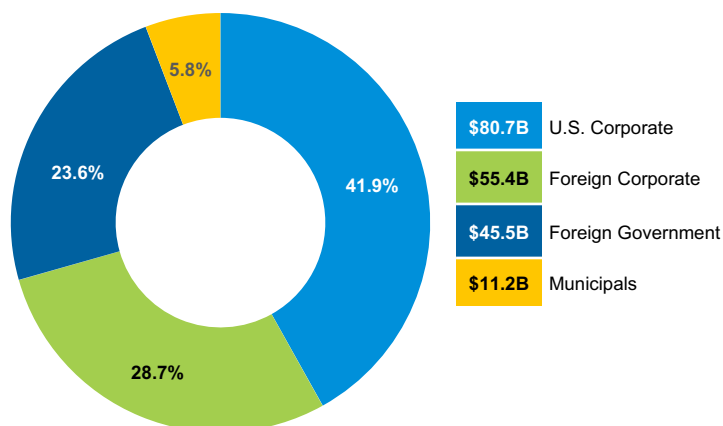
<sup>2</sup> Net mortgage loans excludes \$7.9 billion of mortgage loans originated for third parties at estimated fair value.

<sup>3</sup> Cash and Short-Term Investments includes cash equivalents.

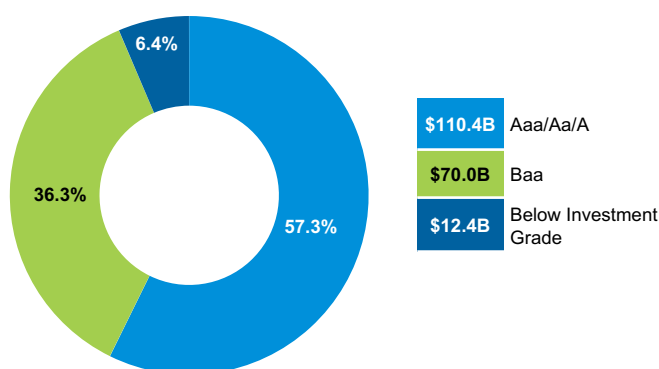
## Corporate and Foreign Government Bond Portfolio

\$192.8 Billion Representing 45.6% of General Account Assets Under Management<sup>1</sup>

### Diversification



### Quality<sup>2</sup>

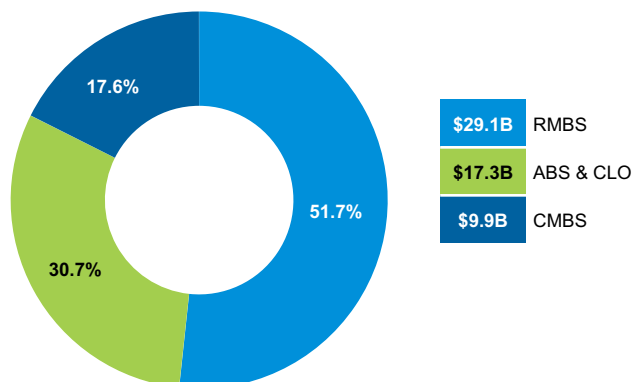


We conduct regular analyses of bond issuers and monitor key market factors that impact performance, such as corporate sector fundamentals and changes in currency rates. MetLife's portfolio of private fixed maturity securities is one of the largest private bond portfolios globally. Private bonds represented 36.4% of MetLife's total corporate and foreign government bond portfolio as of December 31, 2023.

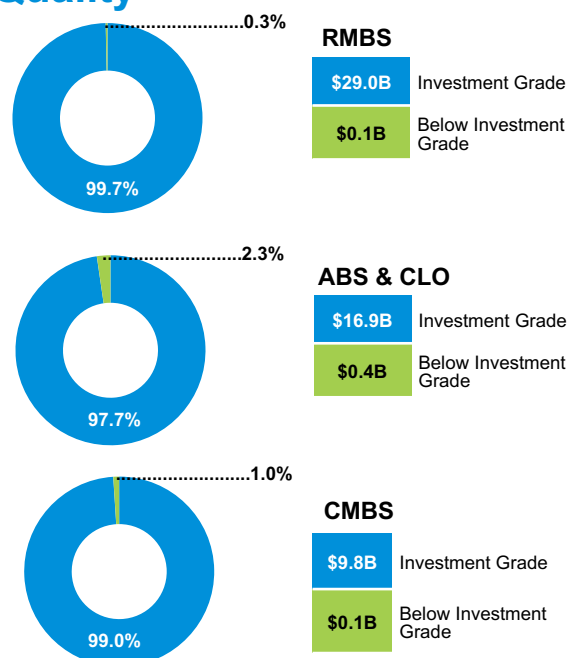
## Structured Products Portfolio

\$56.3 Billion Representing 13.3% of General Account Assets Under Management<sup>1</sup>

### Diversification



### Quality<sup>2</sup>



We have a well diversified structured products portfolio that consists of investments in residential mortgage-backed securities (RMBS), asset-backed securities and collateralized loan obligations (ABS & CLO) and commercial mortgage-backed securities (CMBS). When underwriting investments in these sectors, our specialists perform in-depth analyses on structure, collateral pool, servicer and issuer. Proprietary systems and processes are used for modeling and conducting ongoing surveillance of the portfolio.

<sup>1</sup> As of December 31, 2023. At estimated fair value. See Explanatory Note.

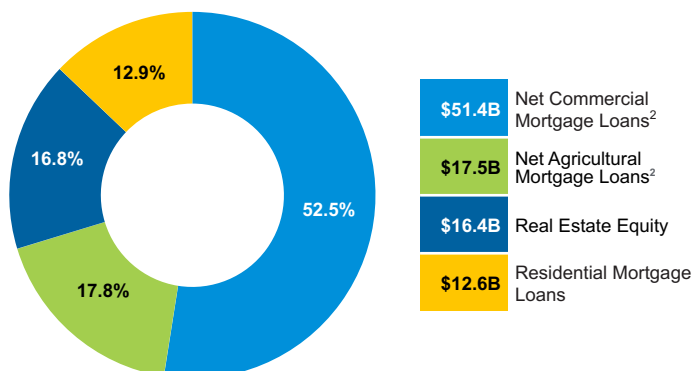
<sup>2</sup> For further information on credit quality ratings of our securities, see MetLife, Inc.'s quarterly financial materials for the quarter ended December 31, 2023 which may be accessed through MetLife's Investor Relations web page at <https://investor.metlife.com>.

# Real Estate Equity and Mortgage Loan Finance

\$97.9 Billion Representing 23.2% of General Account Assets Under Management<sup>1</sup>

## Diversification

By Asset Type



## Net Commercial Mortgage Loans<sup>3</sup>

Property Type Diversification

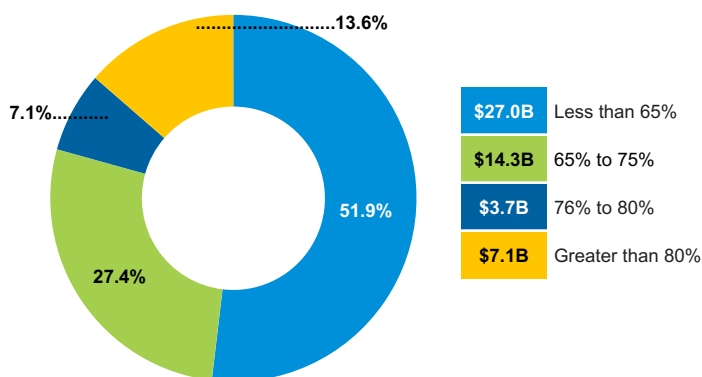
37.7%	23.0%	13.9%	10.1%	9.1%	6%	0.2%
Office	Apartment	Retail	Industrial	Single Family Rental	Hotel	Other

## Geographic Diversification

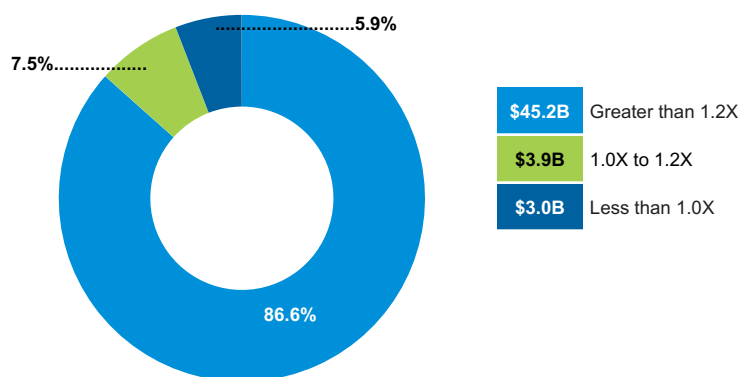
Pacific	17.3 %	Mountain	4.2 %
Non-U.S.	17.1 %	East North Central	3.5 %
Middle Atlantic	14.3 %	East South Central	1.3 %
South Atlantic	12.7 %	West North Central	1.2 %
West South Central	6.7 %	Multi-Region and Other	16.2 %
New England	5.5 %		

## Quality

Net Commercial Mortgage Loans<sup>3</sup>  
Loan-to-Value Ratio<sup>4</sup>



Net Commercial Mortgage Loans<sup>3</sup>  
Debt Service Coverage Ratio<sup>4</sup>



MetLife is one of the largest originators of commercial mortgage loans and agricultural mortgage loans in the U.S. insurance industry. We maintain a local market presence, primarily in the U.S., and diversify our mortgage loan portfolios by geography and property type. We exercise strong discipline in analyzing underlying collateral and focus on lower leveraged mortgage loan investments that offer higher relative value and greater protection from default risk. As of December 31, 2023, only 2.6% of MetLife's Net Commercial Mortgage Loans had both a loan-to-value ratio above 80% and a debt service coverage ratio below 1.0x.

<sup>1</sup> As of December 31, 2023. At estimated fair value. See Explanatory Note.

<sup>2</sup> Net commercial mortgage loans and net agricultural mortgage loans exclude \$7.7 billion and \$218 million, respectively, at estimated fair value, of mortgage loans originated for third parties.

<sup>3</sup> Represents net commercial mortgage loans of \$52.1 billion, at amortized cost, prior to allowance for credit loss, excluding joint venture investments and excluding \$8.2 billion of commercial mortgage loans originated for third parties, at amortized cost, at December 31, 2023.

<sup>4</sup> Loan-to-value and debt service coverage ratios for the net commercial mortgage loan portfolio are updated routinely as part of our ongoing review process.

## Explanatory Note

The following information is relevant to an understanding of our assets under management ("AUM") managed by MetLife Investment Management, LLC and certain of its affiliates ("MIM"). MIM is MetLife, Inc.'s institutional investment management business. Our definitions may differ from those used by other companies.

**General Account AUM** ("GAAUM") is used by MetLife to describe assets in its general account ("GA") investment portfolio. GAAUM is stated at estimated fair value and is comprised of GA total investments, the portion of the GA investment portfolio classified within assets held-for-sale, and cash and cash equivalents, excluding policy loans, contractholder-directed equity securities, fair value option securities, mortgage loans originated for third parties and certain other invested assets. Mortgage loans, net of mortgage loans originated for third parties ("net mortgage loans") (including commercial ("net commercial mortgage loans"), agricultural ("net agricultural mortgage loans") and residential mortgage loans) and real estate equity (including real estate and real estate joint ventures) included in GAAUM (at net asset value, net of deduction for encumbering debt) have been adjusted from carrying value to estimated fair value. Classification of GAAUM by sector is based on the nature and characteristics of the underlying investments which can vary from how they are classified under GAAP. Accordingly, the underlying investments within certain real estate and real estate joint ventures that are primarily net commercial mortgage loans (at net asset value, net of deduction for encumbering debt) have been reclassified to exclude them from real estate equity and include them as net commercial mortgage loans.

Additional information about MetLife's general account investment portfolio is available in MetLife, Inc.'s quarterly financial materials for the quarter ended December 31, 2023, which may be accessed through MetLife's Investor Relations web page at <https://investor.metlife.com>.

The MetLife general account information shown in this Fact Sheet includes the general accounts of insurance companies in the MetLife enterprise. Each insurance company has a general account. The general account of each insurance company is responsible for the claims paying obligations of that insurance company.

Guarantees apply to certain insurance and annuity products (not securities, variable or investment advisory products) and are subject to product terms, exclusions and limitations and the insurer's claims-paying ability and financial strength.

## Cautionary Statement on Forward-Looking Statements

The forward-looking statements in this fact sheet, using words such as "believe" and "well positioned," are based on assumptions and expectations that involve risks and uncertainties, including the "Risk Factors" MetLife, Inc. describes in its U.S. Securities and Exchange Commission filings. MetLife's future results could differ, and it does not undertake any obligation to publicly correct or update any of these statements.