LIFEZONE METALS

The supply chain solution for clean metals



NYSE: LZM

www.lifezonemetals.com

African Mining Indaba 2024

Cape Town, South Africa

February 5-8, 2024

Forward-looking statements

Certain statements made herein are not historical facts but may be considered "forward-looking statements" within the meaning of the Securities Act of 1933, as amended, the Securities Exchange Act of 1934, as amended and the "safe harbor" provisions under the Private Securities Litigation Reform Act of 1995 regarding, amongst other things, the plans, strategies, and prospects, both business and financial, of Lifezone Metals Limited and its subsidiaries and/or affiliates.

Forward-looking statements generally are accompanied by words such as "believe," "may," "will," "estimate," "continue," "anticipate," "intend," "expect," "should," "would," "plan," "predict," "potential," "seem," "seek," "future," "outlook" or the negatives of these terms or variations of them or similar terminology or expressions that predict or indicate future events or trends or that are not statements of historical matters; provided that the absence of these does not mean that a statement is not forward-looking. These forward-looking statements include, but are not limited to, statements regarding future events, the estimated or anticipated future results of Lifezone Metals, future opportunities for Lifezone Metals, including the efficacy of Lifezone Metals' hydrometallurgical technology (Hydromet Technology) and the development of, and processing of mineral resources at, the Kabanga Project, and other statements that are not historical facts.

These statements are based on the current expectations of Lifezone Metals' management and are not predictions of actual performance. These forward-looking statements are provided for illustrative purposes only and are not intended to serve as, and must not be relied on, by any investor as a guarantee, an assurance, a prediction or a definitive statement of fact or probability. Actual events and circumstances are difficult or impossible to predict and will differ from assumptions. Many actual events and circumstances are beyond the control of Lifezone Metals and its subsidiaries. These statements are subject to a number of risks and uncertainties regarding Lifezone Metals' business, and actual results may differ materially. These risks and uncertainties include, but are not limited to: general economic, political and business conditions, including but not limited to the economic and operational disruptions, global inflation and cost increases for materials and services; reliability of sampling, success of any test-work; capital and operating costs varying significantly from estimates; delays in obtaining or failures to obtain required governmental, environmental or other project approvals; changes in government regulations, legislation and rates of taxation; inflation; changes in exchange rates and the availability of foreign exchange; fluctuations in commodity prices; delays in the development of projects and other factors; the outcome of any legal proceedings that may be instituted against the Lifezone Metals; the risks related to the rollout of Lifezone Metals' business; the efficacy of the Hydromet Technology, and the timing of expected business milestones; the effects of competition on Lifezone Metals' business; the ability of Lifezone Metals to execute its growth strategy, manage growth profitably and retain its key employees; the ability of Lifezone Metals to reach and maintain profitability; enhancing future operating and financial results; complying with laws and regulations applicable to Lifezone's business; Lifezone's ability to continue to comply with applicable listing standards of the NYSE; the ability of Lifezone Metals to maintain the listing of its securities on a U.S. national securities exchange; and other risks that will be detailed from time to time in filings with the U.S. Securities and Exchange Commission (SEC).

The foregoing list of risk factors is not exhaustive. There may be additional risks that Lifezone Metals presently does not know or that Lifezone Metals currently believes are immaterial that could also cause actual results to differ from those contained in forward-looking statements. In addition, forward-looking statements provide the expectations, plans or forecasts of future events and views of Lifezone Metals as of the date of this communication. Lifezone Metals anticipates that subsequent events and developments will cause Lifezone Metals' assessments to change. However, while Lifezone Metals may elect to update these forward-looking statements in the future, Lifezone Metals specifically disclaims any obligation to do so, except as otherwise required by applicable law.

These forward-looking statements should not be relied upon as representing the assessments of Lifezone Metals as of any date subsequent to the date of this communication. Accordingly, undue reliance should not be placed upon the forward-looking statements. Nothing herein should be regarded as a representation by any person that the forward-looking statements set forth herein will be achieved or that any of the contemplated results in such forward-looking statements will be achieved. You should not place undue reliance on forward-looking statements in this communication, which are based upon information available to us as of the date they are made and are qualified in their entirety by reference to the cautionary statements herein. In all cases where historical performance is presented, please note that past performance is not a credible indicator of future results.

Except as otherwise required by applicable law, we disclaim any obligation to publicly update or revise any forward-looking statement to reflect changes in underlying assumptions or factors, new information, data, or methods, future events, or other changes after the date of this communication, except as required by applicable law.

Disclaimer

This presentation (this "Presentation") is provided for informational purposes only and has been prepared to provide interested parties with certain information about Lifezone Metals Limited and its subsidiaries (collectively, "Lifezone", "Lifezone Metals" or the "Company") and for no other purpose. This Presentation does not constitute an offer to sell, a solicitation of an offer to buy, or a recommendation to purchase any equity, debt or other financial instruments of Lifezone.

No representations or warranties, express or implied are given in, or in respect of, the accuracy or completeness of this Presentation or any other information (whether written or oral) that has been or will be provided to you. To the fullest extent permitted by law, in no circumstances will Lifezone or any of its subsidiaries, stockholders, affiliates, representatives, control persons, members, partners, directors, officers, employees, advisers or agents be responsible or liable for any direct, indirect or consequential loss or loss of profit arising from the use of this Presentation, its contents, its omissions, reliance on the information contained within it, or on opinions communicated in relation thereto or otherwise arising in connection therewith. In addition, this Presentation does not purport to be all-inclusive or to contain all of the information that may be required to make a full analysis of Lifezone. Viewers of this Presentation should each make their own evaluation of Lifezone and of the relevance and adequacy of the information provided in this Presentation and should make such other investigations as they deem necessary before making an investment decision.

Nothing herein should be construed as legal, financial, tax or other advice. You should consult your own advisers concerning any legal, financial, tax or other considerations concerning anything described herein, and, by accepting this Presentation, you confirm that you are not relying solely upon the information contained herein to make any investment decision. The general explanations included in this Presentation cannot address, and are not intended to address, your specific investment objectives, financial situations or financial needs.

The data and information herein provided by Wood Mackenzie should not be interpreted as advice and you should not rely on it for any purpose. You may not copy or use this data and information except as expressly permitted by Wood Mackenzie in writing. To the fullest extent permitted by law, Wood Mackenzie accepts no responsibility for your use of this data and information except as specified in a written agreement you have entered into with Wood Mackenzie for the provision of such of such data and information.

Lifezone owns or has rights to various trademarks, service marks and trade names, as applicable, that it uses in connection with the operation of its business. This Presentation also contains trademarks, service marks, copyrights and trade names of third parties, which are the property of their respective owners. The use or display of third parties' trademarks, service marks, trade names or products in this Presentation is not intended to, and does not imply, a relationship with Lifezone, or an endorsement or sponsorship by or of Lifezone. Solely for convenience, the trademarks, service marks and trade names referred to in this Presentation may appear with or without the ®, TM or SM symbols, but such references are not intended to indicate, in any way, that Lifezone will not assert, to the fullest extent under applicable law, its rights or the right of the applicable licensor to these trademarks, service marks and trade names.

Certain information in this Presentation is sourced from the Kabanga 2023 Mineral Resource Update Technical Report Summary (2023MRU) with an effective date of November 30, 2023, which has been prepared in accordance with the U.S. Securities and Exchange Commission (US SEC) Regulation S-K subpart 1300 rules for Property Disclosures for Mining Registrants (S-K 1300) for Lifezone Metals Ltd on the Kabanga nickel project. The 2023MRU is a preliminary technical and economic study of the economic potential of the Project mineralization to support the disclosure of Mineral Resources. The Mineral Resource estimates are current as at November 30, 2023. Sharron Sylvester, BSc (Geol), RPGeo AIG (10125), Technical Director – Geology at OreWin Pty Ltd and Bernard Peters, BEng (Mining), FAusIMM (201743), Technical Director – Mining at OreWin Pty Ltd. served as the Qualified Persons as defined in S-K 1300 and are considered independent of Lifezone Metals. The reader is encouraged to review the 2023MRU, which is available on our website.

Lifezone Metals | NYSE:LZM

The supply chain solution for clean metals[1]

1. Hydromet Technology: an innovative method for metals extraction and recycling

2. Strategic partnership with BHP to develop low-carbon nickel, copper and cobalt from the Kabanga Nickel Project in Tanzania, one of the largest and highest-grade Class 1 nickel sulfide deposits[2]

3. Joint venture with Glencore to recycle platinum, palladium and rhodium from catalytic converters in the United States, enabling a circular economy for precious metals

4. Potential to expand Hydromet Technology to other mining and recycling opportunities, and delivering clean, "green" metals for the battery and electric vehicle markets

1 – Relative to traditional smelting and refining. 2 – Based on analysis of the largest undeveloped nickel deposits from S&P Capital IQ Pro, as modified per public data on each mining project. The Kabanga Project's resource metrics reflect the measured, indicated and inferred resources referred to in the Kabanga Mineral Resource Update as of November 30, 2023 from the Technical Report Summary.

LIFEZONE METALS

Benefits of Hydromet Technology

Estimated up to 73% less CO_2 emissions [1,2] and zero SO_2 emissions[1]

Lower capital and operating expenses

Faster processing times vs. smelting and refining

Fewer metallurgical constraints, cyanide-free

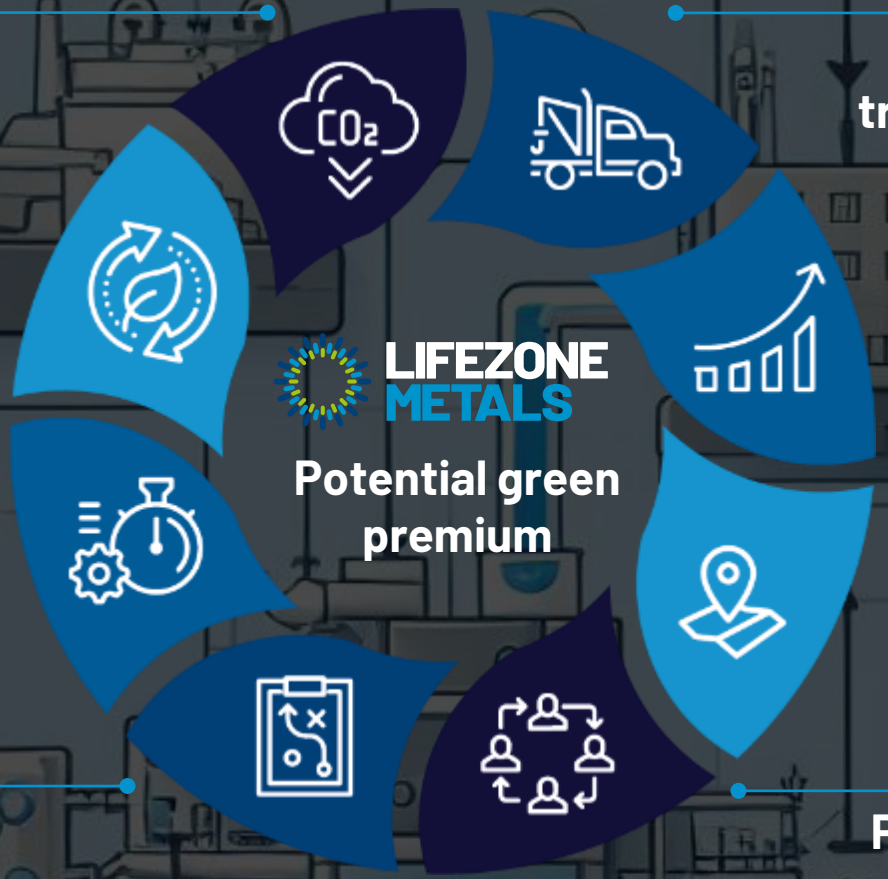

Refined end-product expected to translate into reduced freight costs and related emissions

In-country beneficiation intended to increase value recognition, job creation

Lifecycle benefit, traceable production, designed to enhance transparency

Potential for recycling applications

1 - Nickel Class 1 downstream processing CO2 eq. emissions baseline from 2020 Nickel Institute LCA. Estimated Kabanga refinery expected emissions from internal Company analysis.
2 - Expected reductions are lower for PGMs, as they utilize a more complicated flowsheet and are more energy intensive. For example, a study from EY Cova (an independent South African National Accreditation System accredited energy Measurement and Verification inspection body) found 46% lower emissions utilizing our Hydromet Technology compared to traditional smelting and refining (EY Cova studied PGM metals at the originally proposed 110 ktpa concentrate feed rate refinery at the Sedibelo plant site in South Africa under the then-applicable conditions in 2020 and assuming reagents not manufactured on-site; actual results could differ). Results will vary for specific PGM projects.
3 - This diagram is a comparison to smelting.

LIFEZONE METALS

Kabanga & Kahama | Introduction

One of the world's largest and highest-grade undeveloped nickel sulfide deposits

Kabanga is a globally significant deposit for nickel, copper and cobalt

- LZM attributable mineral resources:
  - 43.6 million tonnes M&I grading 2.57% nickel equivalent[1]
  - Includes 28.3 million tonnes M&I of high-grade at 3.28% nickel equivalent[1]
- Definitive Feasibility Study (DFS) expected Q3 2024





Kahama Hydromet refinery brings potentially significant reduction in emissions relative to traditional smelting

- Expecting up to 73% reduction in estimated CO_2e emissions[2,3]
- Zero harmful SO_2 emissions

Eliminates need to transport concentrates globally

- Reduced carbon footprint from mine to LME Grade nickel, copper and cobalt

Refined metals produced locally in Tanzania

- Ability for Tanzania to capture increased value benefits, also a 16% shareholder in the Project

1 – 69.713% of the Kabanga Mineral Resource estimates as of 30 November 2023. The Kabanga Project's resource metrics reflect the measured, indicated and inferred resources referred to in the Kabanga Mineral Resource Update as of 30 November 2023 from the TRS. NiEq% = Ni% + Cu% x 0. 411 + Co% x 2.765. 2 – Nickel Class 1 downstream processing CO_2 eq. emissions baseline from 2020 Nickel Institute LCA. Estimated Kabanga refinery expected emissions from internal Company analysis. 3 – Expected reductions are lower for PGMs, as they utilize a more complicated flowsheet and are more energy intensive. For example, a study from EY Cova (an independent South African National Accreditation System accredited energy Measurement and Verification inspection body) found 46% lower emissions utilizing our Hydromet Technology compared to traditional smelting and refining (EY Cova studied PGM metals at the originally proposed 110 ktpa concentrate feed rate refinery at the Sedibelo plant site in South Africa under the then-applicable conditions in 2020 and assuming reagents not manufactured on-site; actual results could differ). Results will vary for specific PGM projects.

A New Era for Mining and Investment in Tanzania

Significant momentum for foreign investment across mining and energy



Strengthening ties between Tanzania and the United States

- Vice President Kamala Harris visited Tanzania in March 2023[1]
- Reflects the longer-term aims of the Partnership for Global Infrastructure Investment (PGII)[1]
- Moody's and Fitch upgrade (B2 Positive / B+) reflecting lessened political risks, improving international relations, structural reforms

Commitment to the development of the mining sector by President Samia Suluhu Hassan

- Goal for the mining sector to contribute 10% GDP by 2025 (vs. 6.7% in 2020)
- Tanzania and Kabanga Nickel agreed a landmark Framework Agreement in January 2021
- Tanzania has granted 5 mining Framework Agreements and issued 5 special mining licenses since late 2021
- Kabanga and Kahama aligned with vision for local beneficiation of critical metals "in Tanzania, for Tanzanians"

May 2023: Equinor, Shell and Exxon entered into a host government agreement for development of a $40+ billion LNG project

Significant investment in power infrastructure through Power System Master Plan

- Focused on green hydropower and an ambition to become a net exporter of power

1 – The White House FACT SHEET: Vice President Harris Announces Initiatives to Deepen the U.S. Partnership with Tanzania, March 30, 2023; The White House FACT SHEET: Partnership for Global Infrastructure and Investment at the G7 Summit , May 20, 2023.
Image source: Tanzania National Newspaper

Kabanga & Kahama | Strategic Project Partnership with BHP

Current Ownership Structure

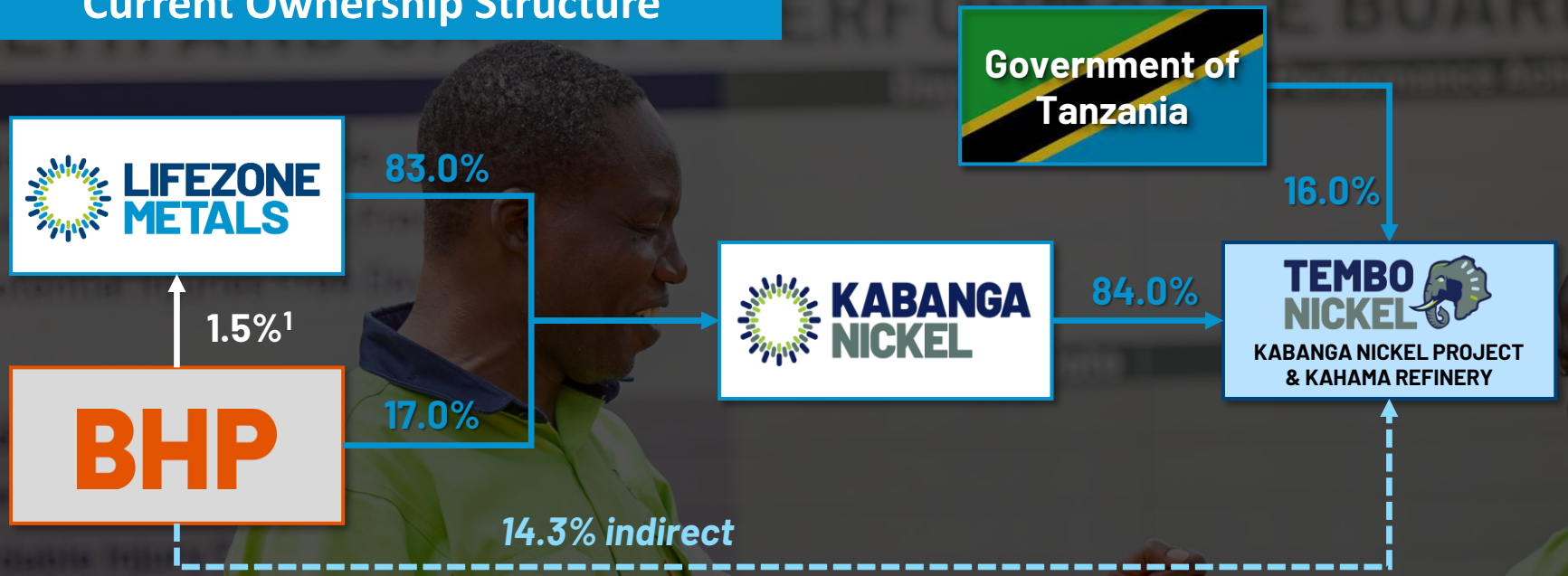

BHP Tranche 1 investment

- 2021: BHP invested $10 million in Lifezone and $40 million in Kabanga Nickel[2,3]
- 2023: BHP invested additional $50 million in Kabanga Nickel
- BHP's current ownership 17.0%

Government of Tanzania has a 16.0% free-carried interest in the Project

1 - Estimated current ownership based on LZM basic shares outstanding as at September 30, 2023. 2 - BHP agreement dated December 24, 2021. 3 - Based on implied valuation of $161 million for Lifezone Metals (excluding interest in Kabanga Nickel) and $466 million for the implied value of Kabanga Nickel to Lifezone Metals for a total of $627 million.

Kabanga & Kahama | Strategic Project Partnership with BHP

Potential Future Ownership[2,3,4]

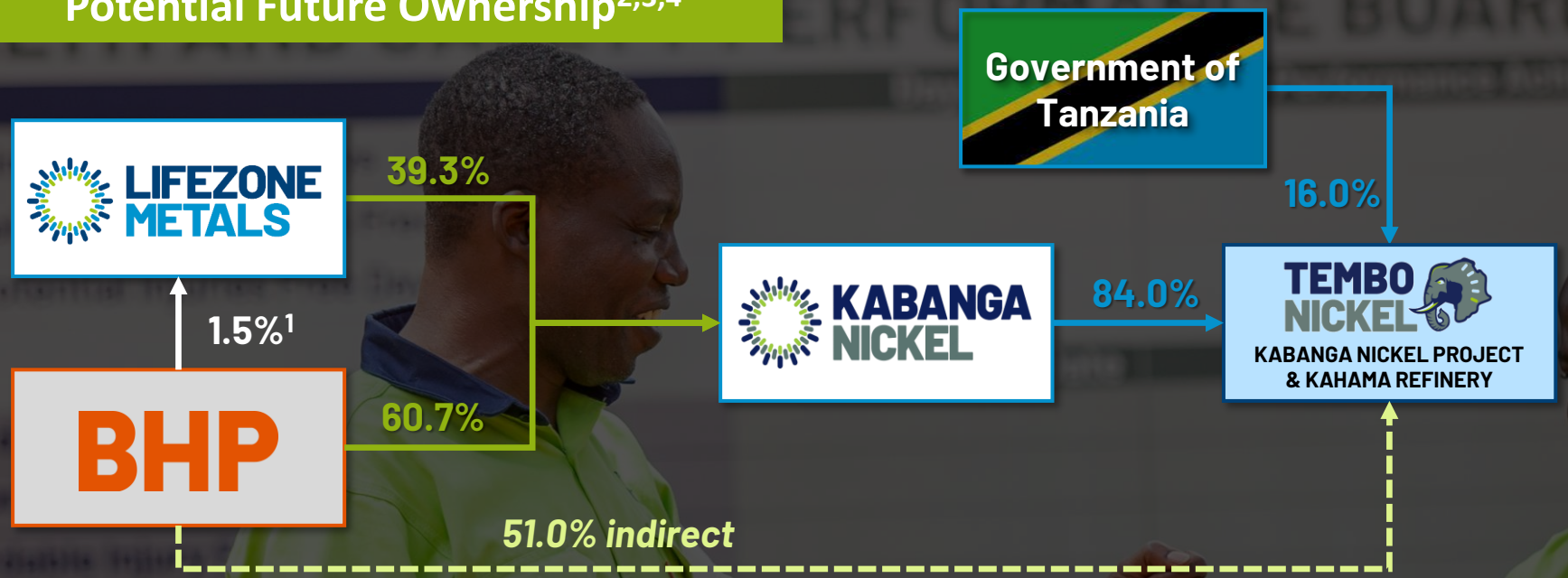

BHP Tranche 2 investment

- Option to 60.7% of Kabanga Nickel following completion of the Definitive Feasibility Study (DFS) expected in Q3 2024
- Increases BHP's indirect ownership to 51.0% control of Tembo Nickel
- Upon exercise, BHP will contribute cash at 0.7x Kabanga Nickel NAV valuation
  - Valuation determined by three independent experts
  - Funds will be used for Project capital expenditures

1 – Estimated current ownership based on LZM basic shares outstanding as at September 30, 2023. 2 – Excludes value of potential Lifezone's earnout economics and warrants. 3 – BHP's potential future investment is in BHP's sole discretion and is subject to certain conditions being satisfied, in particular, the satisfactory completion of and agreement on the feasibility study, agreement on the joint financial model in respect of the Kabanga project, the completion of an independent valuation of Kabanga Nickel Limited and receipt of any necessary regulatory and tax approvals. 4 – BHP's potential future ownership in Lifezone Metals does not reflect impact of Lifezone merger with GoGreen.

LIFEZONE METALS

Kabanga | Expected First Quartile Cash Costs

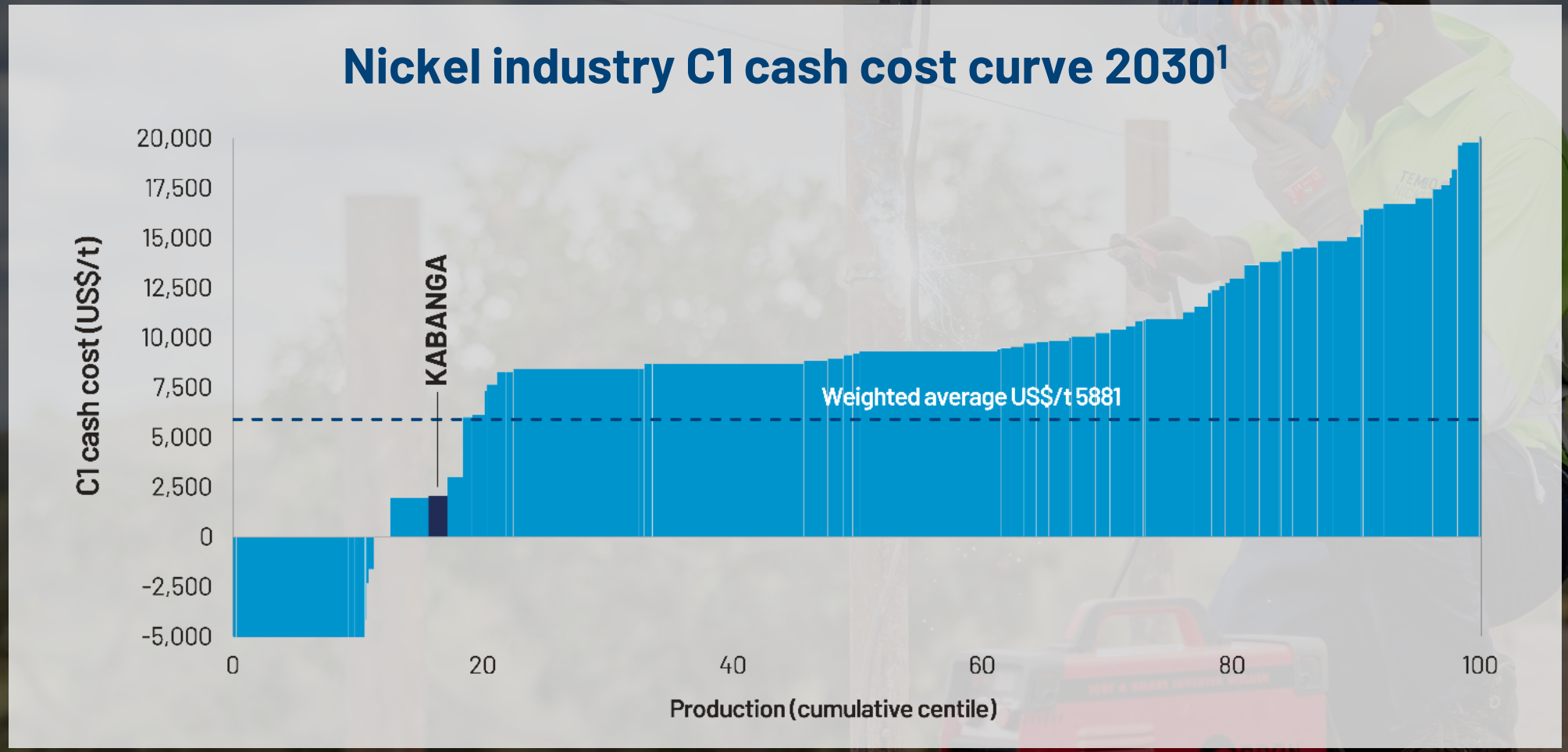

1 – Bespoke Nickel Market Outlook for Lifezone, a product of Wood Mackenzie, August 2022. The population is based on Wood Mackenzie's view on which current operations will be in production by 2030 and their base case projects. The cost estimates for Kabanga are based on a mine size of 2.2 Mt/a. By-product credits are the attributable net revenues for products other than nickel. Any metal specific costs have been deducted from the by-product in question. Assumes $9.82/lb selling price for nickel, $3.40/lb selling price for copper, and $18.10/lb selling price for cobalt; based on 2022-USD terms. C1 cash costs defined as represents the cash cost incurred at each processing stage, from mining through to recoverable nickel delivered to market, less net by-product credits, if any.

LIFEZONE METALS

Kabanga & Kahama | Expected Industry-Lowest CO_2e Emissions Intensity

Nickel industry CO_2e emissions curve 2030[1]

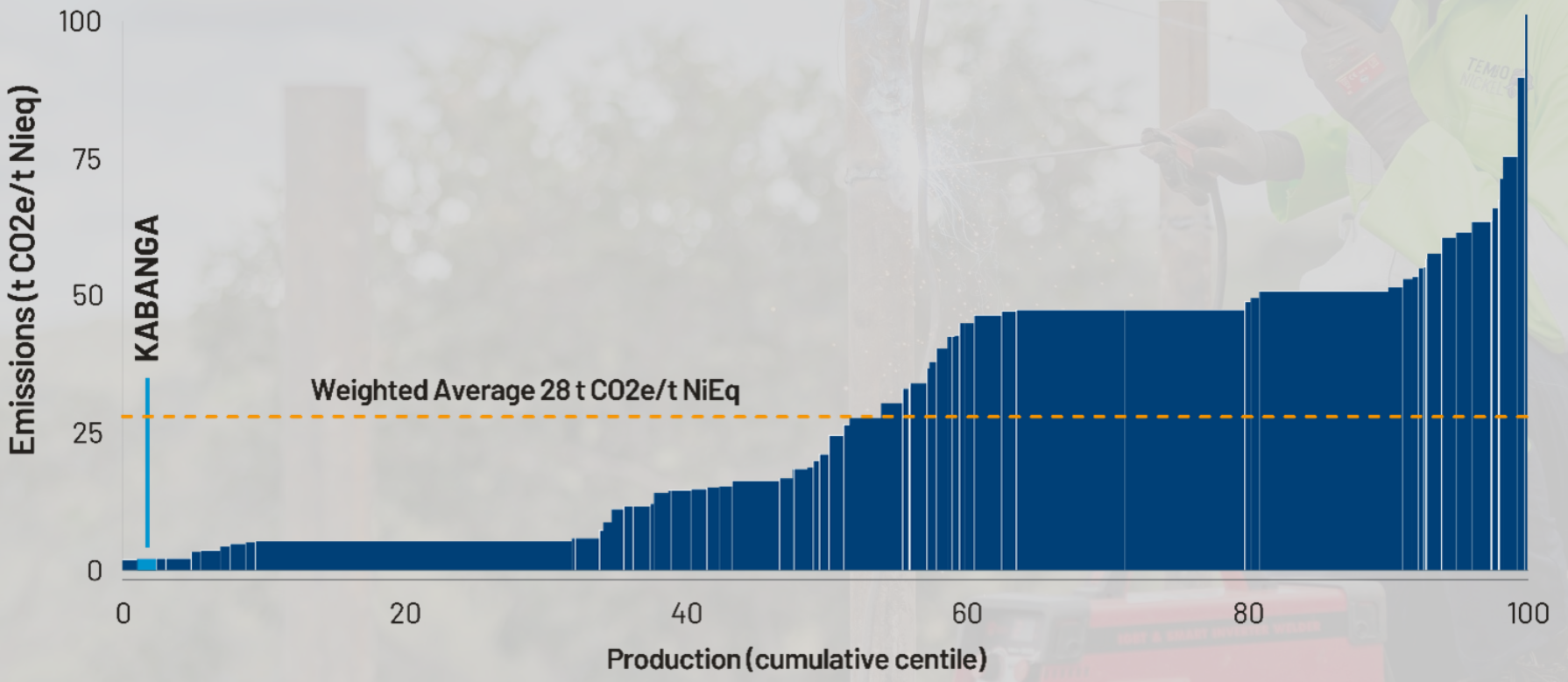

1 – Bespoke Nickel Market Outlook for Lifezone, a product of Wood Mackenzie, August 2022. The population is based on Wood Mackenzie's view on which current operations will be in production by 2030 and their base case projects. The estimates for Kabanga are based on a mine size of 2.2 Mt/a. The data for nickel production is taken through to a finished product and accordingly includes certain Scope 3 emissions to allow for comparisons between various kinds of operations. Analysis assumes 2.2 Mt/a mine size.

LIFEZONE METALS

Kabanga | Large Resource with Exploration Upside

Over 20 years and approximately $300 million invested in Kabanga

Oblique long section showing mineralized zones and intercepts greater than 0.58% nickel equivalent[1] (looking north-west)

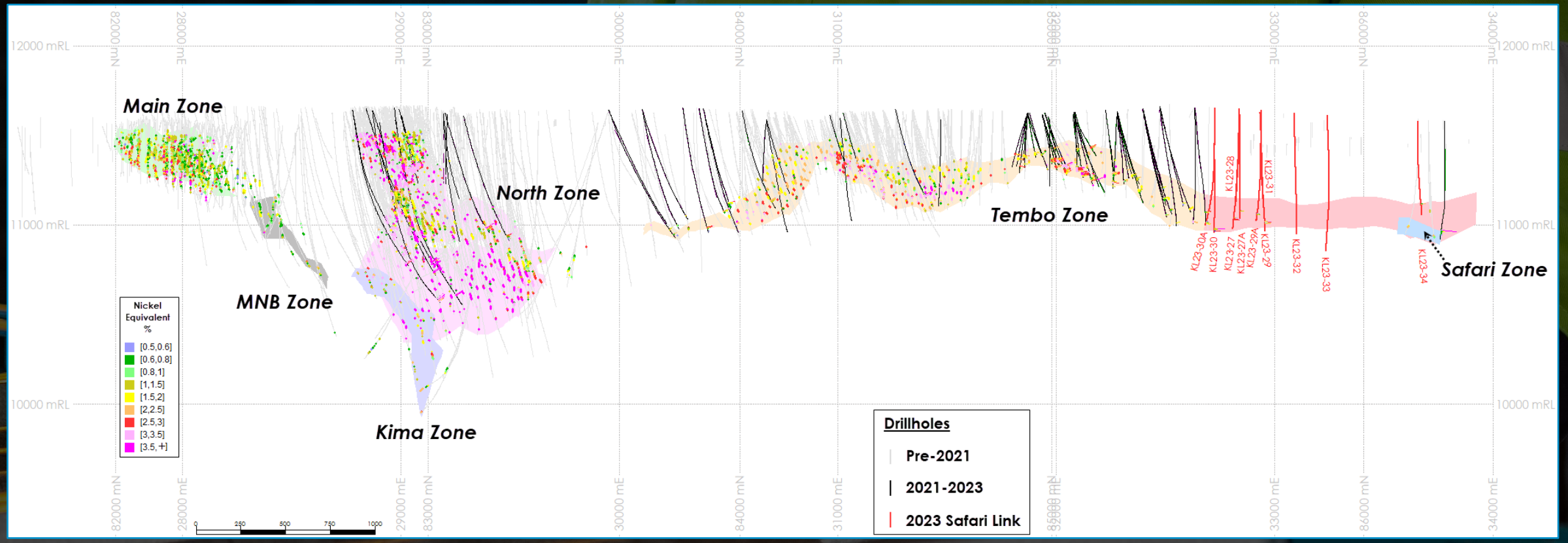

- More than 620 kilometers of historical drilling from over 40 years of exploration and resource definition
- LZM drilling between 2021 to 2023, results included in the Nov '23 MRU database (up to September 17, 2023)

Kabanga | Nov '23 Mineral Resource Update Shows Significant Increase

Overall attributable tonnes & grade: Feb '23 MRE → Nov '23 MRU

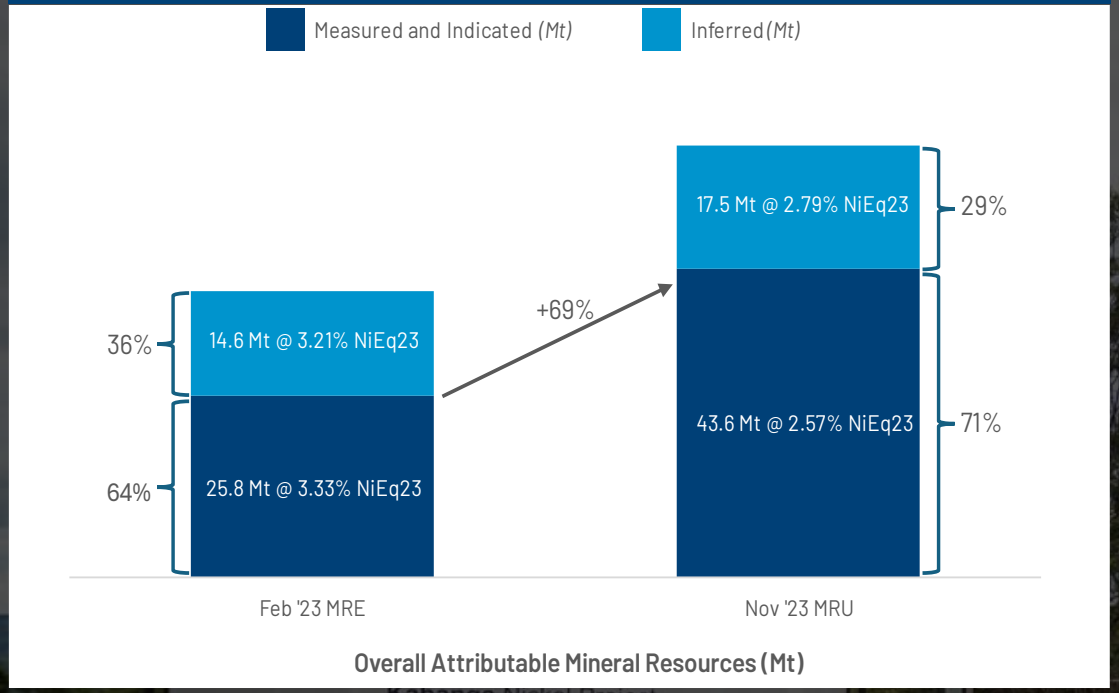

Overall attributable tonnes & grade shown by mineralization type – Nov '23 MRU

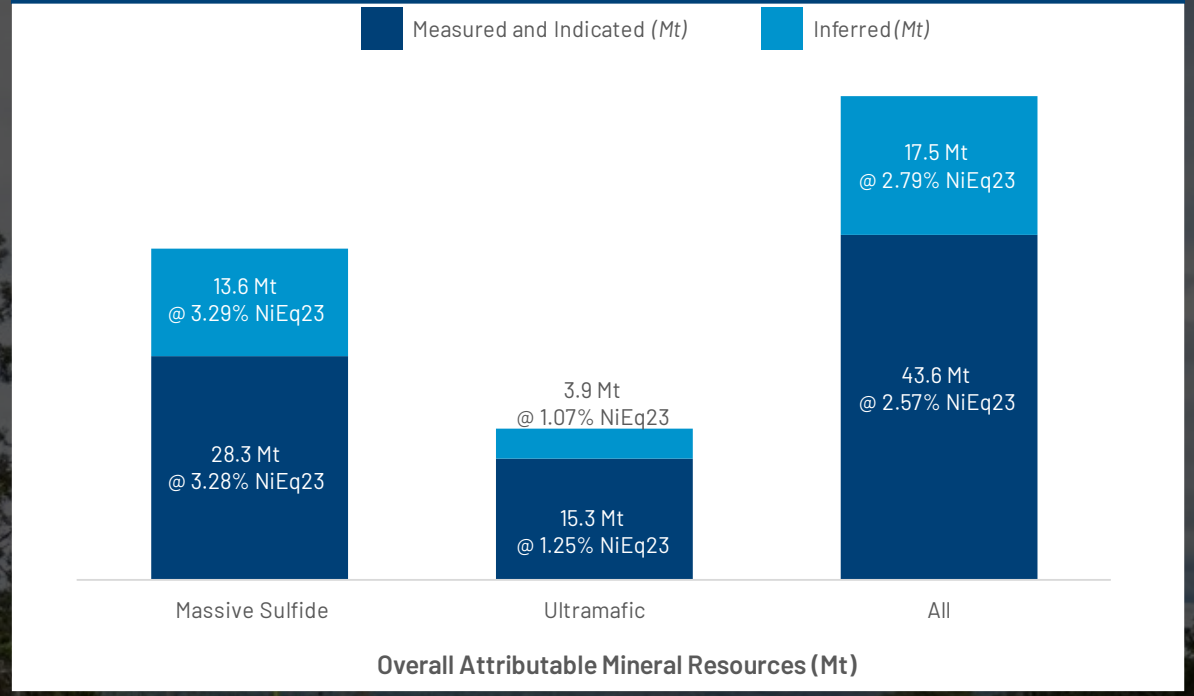

- Successful infill drill program and updated interpretation leads to a 69% increase in M&I plus a 20% increase in inferred
- 71% of tonnes are higher confidence M&I vs. Inferred

- Change in processing flowsheet, including addition of a hydrometallurgical refinery, improves potential economic extraction of the ultramafic material
- Added ultramafic drives much of the increased tonnage

1 - This table reports the Mineral Resources for the combined massive sulfide and ultramafic mineralization types. 2- Mineral Resources are reported exclusive of Mineral Reserves. There are no Mineral Reserves to report. 3 - Mineral Resources are reported showing only the Lifezone Metals attributable tonnage portion, which is 69.713% of the total. 4 - Cut-off uses the NiEq23 using a nickel price of $9.50/lb, copper price of $4.00/lb and cobalt price of $26.00/lb with allowances for recoveries, payability, deductions, transport and royalties. NiEq23% = Ni% + Cu% x 0.411 + Co% x 2.765. 5 - The Mineral Resource metallurgical recovery assumptions are: nickel 87.2%, copper 85.1% and cobalt 88.1% 6 - The point of reference for Mineral Resources is the point of feed into a processing facility. 7 - All Mineral Resources in the 2023MRU were assessed for reasonable prospects for eventual economic extraction by reporting only material above a cut-off grade of 0.58% NiEq23. 8 - Totals may vary due to rounding

Kabanga & Kahama | A Modern Metals Supply Chain Solution

Kabanga: Well-connected to regional infrastructure

- Existing camp with ~200 personnel capacity
- ~340 km by road to Kahama
- ~80 km from 220 / 33kV power substation in Nyakanzi
  - MOU with TANESCO for 220kV line to Kabanga

Kahama: Development of a modern green refinery at a legacy mine site

- Located at the closed Buzwagi gold mine (Barrick Gold)
- ~30 km from rail terminal for transport to Dar es Salaam port (~970 km)
  - Rail upgrade program ongoing since 2018
- Access to readily available grid power
- Special economic zone (SEZ) permit pending

Transparent Supply of Cleaner Refined Metals[1]

- Export of LME Grade nickel cathodes, LME Grade A copper cathodes and LME Grade cobalt rounds



Tanzania Power System Master Plan: To increase reliability and potentially become a power exporter

- 2.1 GW Julius Nyerere Dam (expected 2024) and 88 MW Kakono hydro power plant
- Targeting installed power capacity of 10 GW by 2025

1 – Relative to smelting.

Kahama | Direct Metals Refining with Low CO_2e and Zero SO_2 Emissions

Nickel, copper and cobalt refinery designed utilizing established technologies

Nickel Sulfide Concentrate from Kabanga

Pressure Oxidation (POX)



Copper Recovery SX-EW → Cu 29 Copper → **LME Grade A Copper Cathode**

Cobalt Recovery SX-EW → Co 27 Cobalt → **LME Grade Cobalt Rounds**

Nickel Recovery EW → Ni 28 Nickel → **LME Grade Nickel Cathode**

- LZM team has directly developed technology over +40 years of research and implementation
- Four main processing steps established at scale in other processing operations globally
- Flowsheet parameters have been tailored to Kabanga concentrate through lab and pilot testing
- Test work demonstrates very high metal recoveries with optimized costs and low carbon emissions profile

LIFEZONE METALS

USA Recycling | Joint Venture with Glencore

Decarbonizing the secondary metals supply chain

The Problem

Multiple cycles of recycling via smelting significantly increases carbon footprint of "green" metals

The Hydromet Solution[1]

Potential to economically recycle critical metals with low emissions and faster processing times[2]

Responsibly Sourced

Platinum, palladium and rhodium from recycled automotive catalytic converters



Raw Materials Extraction

Hydromet Processing

Recycling - Reuse

Circular Supply Chain

Refined End Products

End Customers

1 – The hydromet process has not been tested for recycling of base metals.
2 – Compared to traditional smelting.

LIFEZONE METALS

USA Recycling | Joint Venture with Glencore

Hydromet technology to recover precious metals from catalytic converters

Responsible Platinum Group Metals (PGMs) recovery with a world-class partner

- Hydromet Technology to demonstrate a faster, more efficient and less emissions-intensive method of recycling PGMs versus traditional smelting and refining
- Goal is to profitably deliver high purity, refined PGMs from 100% recycled sources

Phased project implementation

- *Phase 1:*
  - Confirmatory program of pilot work at Lifezone Metals' laboratories *(currently underway)*
  - Definitive Feasibility Study completion expected in H1 2024
  - $3 million cost jointly funded by Lifezone Metals and Glencore *(funding complete)*
- *Phase 2:*
  - Construction of commercial-scale recycling facility in the USA
  - Initial capital costs are expected to be $15-20 million for a ~115,000 oz per year PGMs recycling facility
  - Lifezone Metals and Glencore will jointly fund the initial capital expenditures
  - Glencore will provide a working capital facility and apply its marketing expertise to 100% of the recycled PGMs

1 – The hydromet process has not been tested for recycling of base metals.
2 – Compared to traditional smelting.

Lifezone Metals | NYSE:LZM

The supply chain solution for clean metals[1]

1. Hydromet Technology: an innovative method for metals extraction and recycling

2. Strategic partnership with BHP to develop low-carbon nickel, copper and cobalt from the Kabanga Nickel Project in Tanzania, one of the largest and highest-grade Class 1 nickel sulfide deposits[2]

3. Joint venture with Glencore to recycle platinum, palladium and rhodium from catalytic converters in the United States, enabling a circular economy for precious metals

4. Potential to expand Hydromet Technology to other mining and recycling opportunities, and delivering clean, "green" metals for the battery and electric vehicle markets

1 – Relative to traditional smelting and refining. 2 – Based on analysis of the largest undeveloped nickel deposits from S&P Capital IQ Pro, as modified per public data on each mining project. The Kabanga Project's resource metrics reflect the measured, indicated and inferred resources referred to in the Kabanga Mineral Resource Update as of November 30, 2023 from the Technical Report Summary.

LIFEZONE METALS



LIFEZONE METALS

Evan Young, SVP: Investor Relations & Capital Markets
evan.young@lifezonemetals.com

Appendix

Lifezone Metals | Corporate Overview

Corporate overview

- Lifezone Metals (NYSE:LZM) commenced trading on July 6, 2023, following the completion of the business combination of Lifezone Holdings Limited ("LHL") with GoGreen Investments Corporation ("GoGreen") announced in December 2022
- First pure-play NYSE publicly traded nickel resource and cleaner technology company
- **Share price:** $9.25 (Jan 2, 2024)
- **Market capitalization:** $739 million (basic; Jan 2, 2024)
- **Cash & equivalents:** $73.3 million (September 30, 2023)



Capitalization summary

Basic Shares Outstanding[1]	**79,918,602**
Warrants[2] ($11.50 exercise price)	14,467,500
Earnout Shares 1[3] ($14.00 trigger)	12,536,026
Earnout Shares 2[3] ($16.00 trigger)	12,536,026
Fully Diluted Total Shares	**119,458,154**

Ownership summary (basic)[4]

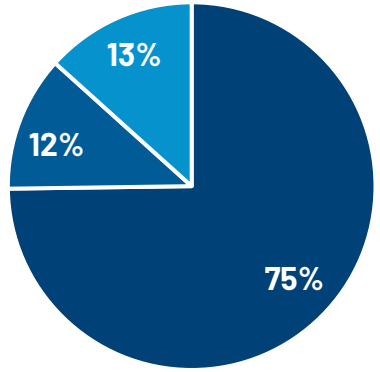

Directors & Officers:
Keith Liddell (Chair): 30.3%
Chris Showalter (CEO): 4.4%
Others: 4.2%

Select Shareholders >5.0%:
Smedvig Family: 17.7%
Celtic Trust: 13.6%

BHP 1.5% LZM (17.0% Kabanga Nickel)

- Management, Directors & Select Shareholders
- Institutions
- Public & Other

1 – As at September 30, 2023, includes 1,725,000 earn-out shares (862,500 at $14.00 / $16.00 trigger respectively) issued to previous GoGreen Sponsor and held in escrow.
2 – Held by previous GoGreen Sponsor; exercisable up to the 5-year anniversary of closing of the business combination.
3 – Held by previous LHL Shareholders, earnout period up to the 5-year anniversary of closing of the business combination.
4 – Data source: S&P Capital IQ.

Lifezone Metals | Leadership Team

Keith Liddell



Founder & Chair

- Chairman since 2008 when Lifezone was founded
- Metallurgist and co-inventor of patented Hydromet Technology
- 40+ years experience in mining, corporate & boards, developed 9 mines

Chris Showalter



Chief Executive Officer

- CEO since 2019. 17+ years experience corporate finance and merchant banking focused on Africa
- Extensive experience across Africa

Ingo Hofmaier



Chief Financial Officer

- Vast corporate finance, financial and risk management experience in global commodity markets
- Diverse range of geographical experience, including Africa and the Americas

Dr. Mike Adams



Chief Technology Officer

- Expert metallurgist & chemist with extensive hydromet experience over 40 years
- Co-inventor of patented Hydromet technology, 10+ years focus on development, implementation & commercialization of Hydromet

Gerick Mouton



Chief Operating Officer

- 25 years experience as a mechanical engineer developing capital intensive mineral projects
- Track record of optimizing development of large-scale projects in emerging markets

Anthony von Christierson



Senior VP: Commercial and Business Development

- Leading Lifezone's business development and commercialization since 2017
- Cross-sector investment banking and technology experience

Evan Young



Senior VP: Investor Relations and Capital Markets

- More than 15 years of metals and mining capital markets experience
- Led the successful NYSE and TSX dual-listing initial public offering of Ivanhoe Electric Inc. completed in June 2022

Dayna Dankbaar



Head of People

- Experience in generalist HR, business partnering, systems and innovation, project development, and organisational change
- Mining operational HR experience

Lisa Smith



Vice President: Metallurgy

- Expertise in metallurgical R&D working for various metal producers
- Responsible for design and execution of testwork programs and pilot plants

Benedict Busunzu



Chief Executive Officer: Tembo Nickel

- Experienced Tanzanian mining executive
- 15 years' experience at Barrick Gold –Previously Mine Manager for Barrick's Buzwagi and Bulyanhulu gold mines

Spencer Davis



Group General Counsel

- 20 years' experience advising global businesses on cross-border transactions and M&A.
- Specialist in tech & licensing, IP, complex commercial arrangements & corporate governance

Lifezone Metals | Board of Directors

Keith Liddell



Founder & Chair

- Chairman since 2008 when Lifezone was founded
- Metallurgist and co-inventor of patented Hydromet Technology
- 40+ years experience in mining, corporate & boards, developed 9 mines

John Dowd



Non-Executive Director

- Brings decades of experience generating attractive risk-adjusted returns as a manager of capital and brings energy and natural resources capital markets expertise to the Board of Directors
- 13+ years as a portfolio manager at Fidelity

Beatriz Orrantia



Non-Executive Director

- Sustainability expertise as a consultant in ESG, decarbonization and Just Transition for EY's Centre of Excellence for Metals and Mining and Ceres
- Has legal and operational expertise in the mining industry, which includes experience with Kabanga

Robert Edwards



Non-Executive Director

- 30 years experience in the natural resource sector primarily from production mining, new business development, equity research, investment banking, & board level experience predominately across numerous markets
- Member of the Institute of Materials, Minerals and Mining

Chris Showalter



Chief Executive Officer

- CEO since 2019. 17+ years experience corporate finance and merchant banking focused on Africa
- Extensive experience across Africa

Jennifer Houghton



Non-Executive Director

- Board level experience as an independent non-executive director for Santander International chaired the board audit committee
- Been a member of the board risk committee and board nomination committee since 2020

Mwanaidi Maajar



Non-Executive Director

- An advocate and senior partner at REX Advocates, a law firm in Tanzania; brings a deep understanding of the country's legal system, local content and community relations
- Accredited arbitrator and negotiator

Govind Friedland



Non-Executive Director

- Possesses a passion for energy metals and in particular a focus on disruptive technologies for mineral exploration and mineral processing
- Career experience has focused primarily on nickel, copper and uranium

Kabanga | Mineral Resource Update at November 30, 2023

- The Kabanga Nickel Project is currently 69.7% owned by Lifezone Metals and *all Mineral Resources are shown on an attributable to Lifezone Metals basis*
- **LZM Attributable Mineral Resources**
  - 43.6 million tonnes M&I grading 2.02% nickel, 0.28% copper and 0.16% cobalt (2.57% nickel-equivalent)
  - Plus 17.5 million tonnes Inferred grading 2.23% nickel, 0.31% copper and 0.16% cobalt (2.79% nickel-equivalent)
  - 71% of tonnes are classified in the higher confidence M&I relative to Inferred
- Six identified mineralized zones: Main, MNB, Kima, North, Tembo and Safari, over a +7.5-kilometer strike length

Mineral Resource Classification	Attributable Tonnage (Mt)	Grades				Attributable Contained Metals			
		NiEq23 (%)	Nickel (%)	Copper (%)	Cobalt (%)	NiEq23 (kt)	Nickel (kt)	Copper (kt)	Cobalt (kt)
MAIN ZONE – All Mineralization Types									
Indicated	**9.3**	**1.60**	**1.22**	**0.20**	**0.10**	**148**	**113**	**19**	**10**
MNB ZONE – All Mineralization Types									
Inferred	1.9	1.47	1.14	0.17	0.09	28	22	3	2
KIMA ZONE – All Mineralization Types									
Inferred	3.4	1.95	1.53	0.25	0.11	67	53	8	4
NORTH ZONE – All Mineralization Types									
Measured	6.1	2.99	2.34	0.32	0.19	182	142	19	11
Indicated	14.5	3.26	2.61	0.35	0.18	472	378	50	26
Measured + Indicated	**20.6**	**3.18**	**2.53**	**0.34**	**0.18**	**654**	**521**	**70**	**38**
Inferred	12.2	3.24	2.60	0.35	0.18	394	316	43	22
TEMBO ZONE – All Mineralization Types									
Measured	8.0	2.33	1.80	0.25	0.16	186	144	20	12
Indicated	5.8	2.30	1.79	0.24	0.15	132	103	14	8
Measured + Indicated	**13.8**	**2.32**	**1.80**	**0.25**	**0.15**	**319**	**247**	**34**	**21**
OVERALL MINERAL RESOURCE – All Mineralization Types									
Measured	14.1	2.61	2.03	0.28	0.17	368	286	39	24
Indicated	29.5	2.55	2.02	0.28	0.15	753	595	83	45
Measured + Indicated	**43.6**	**2.57**	**2.02**	**0.28**	**0.16**	**1,121**	**881**	**122**	**69**
Inferred	17.5	2.79	2.23	0.31	0.16	489	391	54	27

1 - This table reports the Mineral Resources for the combined massive sulfide and ultramafic mineralization types. 2- Mineral Resources are reported exclusive of Mineral Reserves. There are no Mineral Reserves to report. 3 - Mineral Resources are reported showing only the Lifezone Metals attributable tonnage portion, which is 69.713% of the total. 4 - Cut-off uses the NiEq23 using a nickel price of $9.50/lb, copper price of $4.00/lb and cobalt price of $26.00/lb with allowances for recoveries, payability, deductions, transport and royalties. NiEq23% = Ni% + Cu% x 0.411 + Co% x 2.765. 5 - The Mineral Resource metallurgical recovery assumptions are: nickel 87.2%, copper 85.1% and cobalt 88.1% 6 - The point of reference for Mineral Resources is the point of feed into a processing facility. 7 - All Mineral Resources in the 2023MRU were assessed for reasonable prospects for eventual economic extraction by reporting only material above a cut-off grade of 0.58% NiEq23. 8 - Totals may vary due to rounding

Notes

Notes

Notes

LIFEZONE METALS

lifezonemetals.com

info@lifezonemetals.com

lifezone-metals