

INVESTOR PRESENTATION

Sidoti March 2026 Small-Cap Conference

March 18, 2026

Safe Harbor Statement

Information included or incorporated by reference in this presentation may contain forward-looking statements. This information may involve known and unknown risks, uncertainties and other factors that may cause our actual results, performance or achievements to be materially different than the future results, performance or achievements expressed or implied by any forward-looking statements. Forward-looking statements, which involve assumptions and describe our future plans, strategies and expectations, are generally identifiable by use of the words "may," "should," "expect," "anticipate," "estimate," "believe," "intend" or "project" or the negative of these words or other variations on these words or comparable terminology.

Examples of forward-looking statements include, but are not limited to, statements regarding efforts to grow revenue, expectations regarding fulfillment of backlog, future benefits to operating margins and the adequacy of cash resources. Actual events or results may differ materially from those discussed in forward-looking statements as a result of various factors, including, without limitation, the risks outlined under "Risk Factors" in the Information Statement contained within our Form 10-K filed with the SEC on March 27, 2025. In light of these risks and uncertainties, there can be no assurance that the forward-looking statements contained in this presentation will in fact be accurate. Further, we do not undertake any obligation to publicly update any forward-looking statements. As a result, you should not place undue reliance on these forward-looking statements.

Mtron Overview

Mtron (NYSE AM: MPTI) is a NYSE American publicly traded corporation

- Formed in 1965
- Aerospace and Defense Focused Since 2004 Acquisition
- Listed NYSEAM in October 2022 via Spin Off at ~$13 ($10.85-$71.10 Range)
- 2.93mm Shares Outstanding, No Debt, and Free Cash Flow Generation
- Broad employee ownership to align interest with shareholders

Mtron Profile

- American Defense Contractor in High Growth Niche Markets
- Specialist in Robust Engineered Microwave & RF Applications
- One of the few vertically integrated RF companies in the US
- Positioned to access long term value creation opportunities
- Platform for Growth Through Mergers and Acquisitions







Mtron At A Glance



Vertically Integrated RF Solutions

Highly-engineered, high reliability precision components and solutions including Filters, Oscillators, Resonators, and Innovative RF Solutions



Blue-Chip Customer Base

Diverse global customer base including industry leaders in the Aerospace & Defense, Avionics, Space, and Industrials sectors



Strong Market Performance

Delivering strong returns to shareholders of 256% since spin-off on October 7, 2022, indicative of our unique strategy and strong execution

Source: Company data

Management Team and Board

Tenured Management Team and Board Provides Mtron with Decades of Experience and Leadership

Senior Management Team

Cameron Pforr
Chief Executive Officer & CFO

BAIN & COMPANY
Fidelis Cybersecurity
Deutsche Bank

Linda Biles
Executive Vice President, Finance

LGL GROUP

William Drafts
President

FLIR
ICX technologies
TriQuint Reach Further • Reach Faster

Non-Executive Board Members

Bel Lazar
Chairman
COO and Board Member
Efficient Power Conversion
CEO of EPC Space

Marc Gabelli
Ex-Chairman of the Board
Chief Executive Officer
Gabelli Securities International Ltd

Hendi Susanto
Director
VP of Equity Research
Gabelli

Robert LaPenta Jr.
Director
Managing Partner
Aston Capital

John Mega
Lead Independent Director
Former SVP and President
L3's Communication Systems

David Goldman
Director
General Counsel
GAMCO Asset Management, Inc.

Ivan Arteaga
Director
Chief Investment Officer
Arteaga Capital Management

Mtron At A Glance

Robust Engineered RF Components and Solutions since 1965

Filters (LC, Cavity, Planar, Crystal)



Oscillators (XO, TCXO, VCXO, OCXO)



Crystal Resonators and Solutions



$53.0M	44.4%	$58.8M	10%	19-23%	60-80%
Sales[1]	Gross Margin[1]	Backlog[1]	Revenue CAGR[2]	Adj EBITDA Margins[2]	FCF Conversion[2]

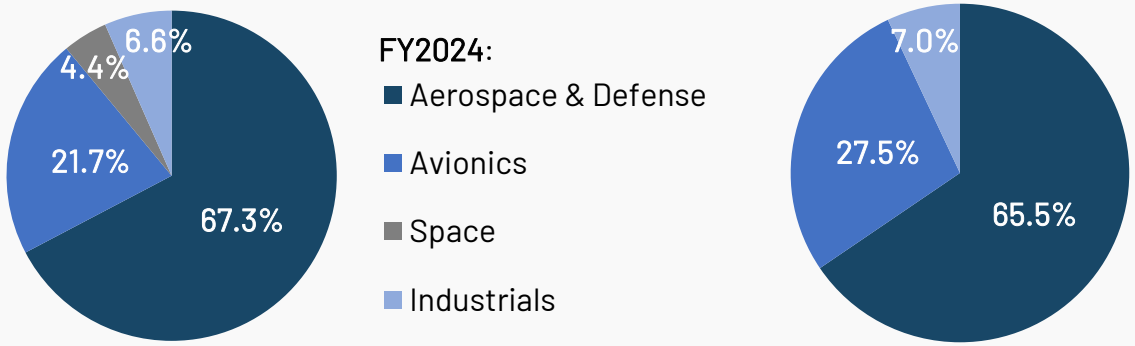

Strategically Targeting Larger Opportunities

- Strong Customer Relationships for Robust Solutions
- Tailored New Products 25-30% Sales [3]
- Number of Products >$500k Annually Increased 50%
- 79% Increase in Program Business Since 2021

(1) Trailing 12 months ended September 30, 2025
(2) Management Estimated Ranges based on historical averages; Five year Revenue CAGR was 10.4% from 2020-2024; Adjusted EBITDA Range before Non Cash charges and one time expenses
(3) Revenue from products introduced in the last 4 years was 30.4%

Source: Company data

With Broad Applications

Commercial Aerospace



Space & SATCOM



Electronic Warfare



Precision-Guided Munitions



UAV / Drones



Radar



A History of Leadership and Innovation

For Over 60 Years, Mtron Has Been a Leader in Supporting Advanced Electronics





NYSE AMERICAN™

1965

Mtron and Piezo Technology (PTI) are organized separately

1976

Lynch Corporation (predecessor to The LGL Group, Inc.) acquires Mtron

2004

Mtron acquires PTI

2020

Mtron launches Integrated Microwave Assembly (IMA)

2022

Mtron completes separation from The LGL Group, Inc., becoming an independent, publicly traded company

1973

PTI supplies the first monolithic filters used in space

2002

Mtron purchases assets of Champion Technologies (formerly Motorola) adding VCXO, TCXO and timing solutions

2017

Mtron introduces its first electronical vibration compensated OCXO

2022

Mtron launches Planar Filter Product Line and High frequency, low noise OCXO family

2024

Mtron launches its first space –borne IMA







Investment Highlights

1. Strong revenue growth and cash generation
2. Attractive end markets with long-term contracts and loyal customers
3. Unique capability to manufacture in U.S. for mission critical supply chains
4. Compelling financials with organic and inorganic growth strategy
5. Have production capacity and management team to support continued growth

Growth Drivers

Expansion Opportunities Across Multiple High Growth Markets

Mtron™

1. Armament and weapon system replenishment driven by global conflicts
2. Modernization programs and new system development driving longer-term defense component/subsystem growth
3. Strong commercial airframe backlog for Airbus and Boeing
4. Expansion into new rapidly growing markets (Space)
5. Strong R&D & manufacturing process investment driving more program capture

Large & Growing TAM

Expansion Opportunities Across Multiple Markets

Customer End Market TAM's

Defense Electronics Market

2022

~$150B

2030

~$234B

~6% CAGR

Commercial Aviation Market

2024

~$199B

2030

~$294B

~7% CAGR

SPACE/SATCOM Market

2022

~$77B

2030

~$162B

~10% CAGR

Electronic Components Market Size

$ in Billions

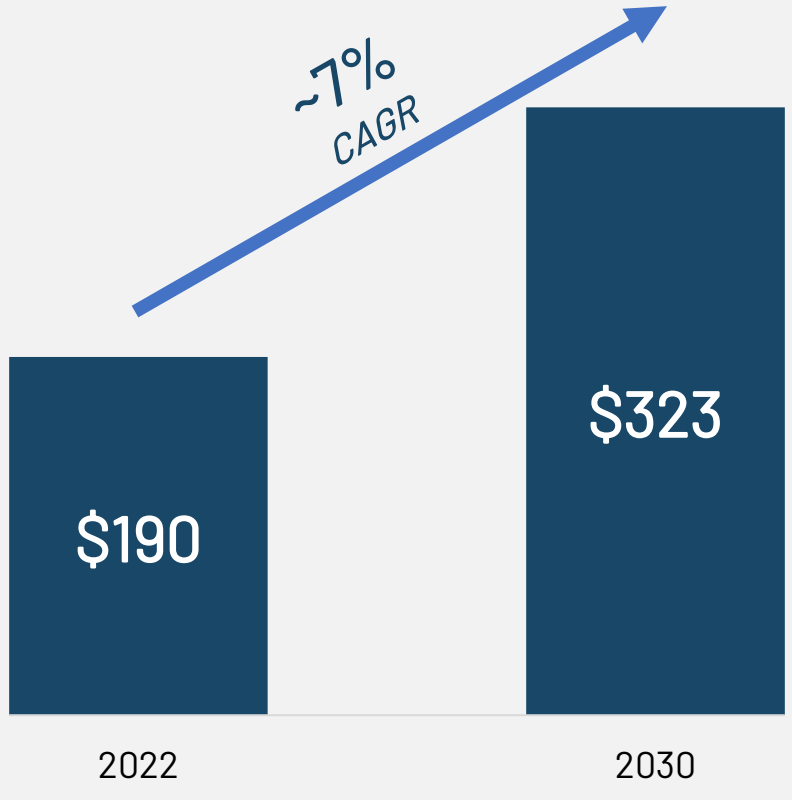

Source: Allied Market Research, Grand View Research, Mordor Intelligence, Precedence Research

Mtron™

Unique Product Portfolio...

Filters

- Applications within Avionics, Space, Communications, Electronic Warfare, Instrumentation, and Radar
- Products include Crystal, LC, Cavity, Planar, Waveguide, Ceramic, Duplexer, Multiplexer and Switched Filters





Oscillators

- Applications within Avionics, Communications, Electronic Warfare, Instrumentation, and Radar
- Products include XO, TCXO, VCXO, OCXO, e-Vibe™ OCXO





Resonators

- Applications within Avionics, Space, Communications, Electronic Warfare, Instrumentation, and Radars
- Vertically integrated into crystal filters and oscillators





Innovative RF Solutions

- Spanning frequencies from 10MHz to 50GHz, multiple components integrated into SWaP-C assemblies



FY'24 Revenue Split by Product

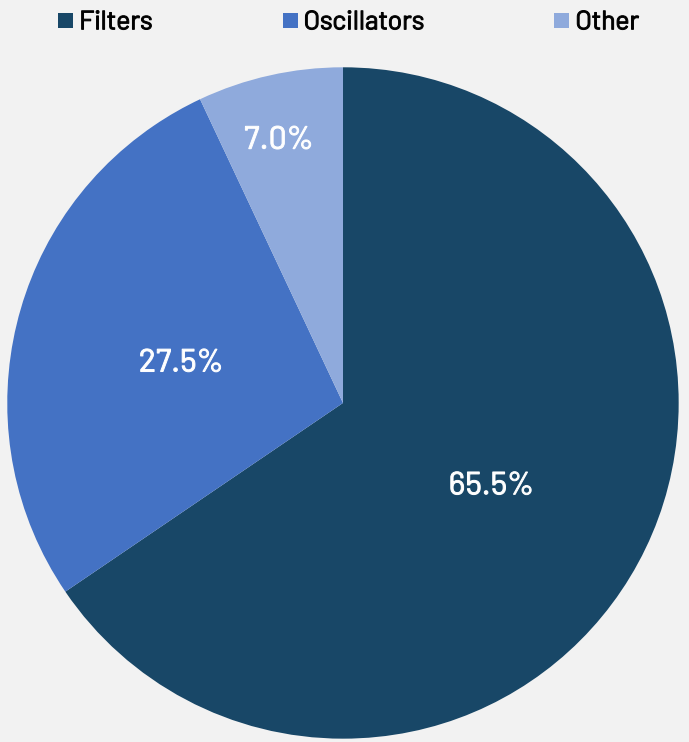

Source: Company data

Global Footprint

Strategically Located to Supply Critical National Security Needs With Ample Capacity For Future Growth

Orlando, FL (HQ)

- 71,000 sq. ft.
- AS9100D Design and Manufacturing Facility
- ITAR Registered
- Sales Office

Yankton, SD

- 32,000 sq. ft.
- AS9100D Design and Manufacturing Facility
- ITAR Registered

New Delhi, India

- 13,000 sq. ft.
- ISO 9001:2015 Manufacturing Facility
- MLA - Manufacturing License Agreement for ITAR Compliance

Hong Kong

- Sales Office

Over 100,000 sq. ft. of ITAR registered Design and Manufacturing Space

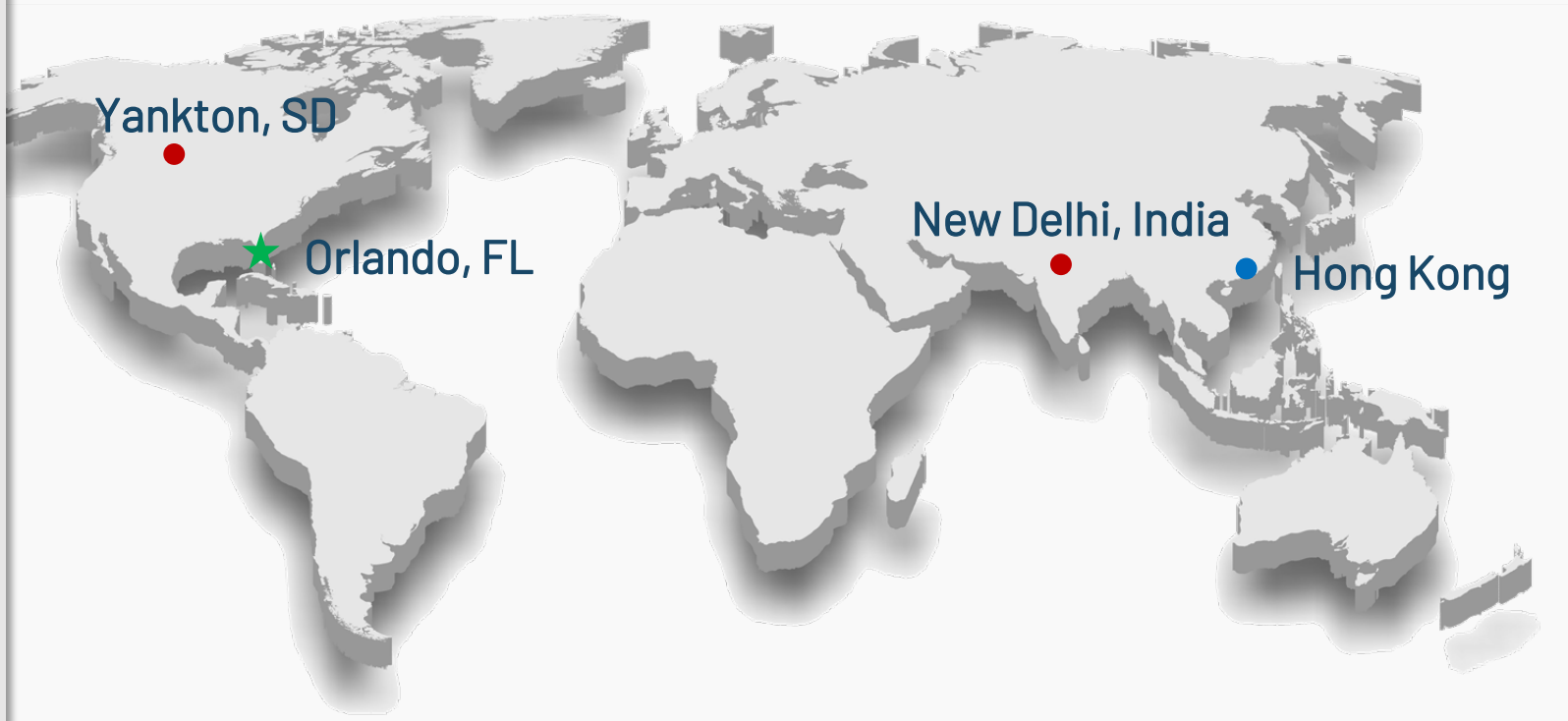

Source: Company data

Blue-Chip Customer Base

Tenured Industry Relationships With Premier Customers Across Various End Markets

Aerospace & Defense

BAE SYSTEMS · L3HARRIS FAST. FORWARD. · LOCKHEED MARTIN · MBDA MISSILE SYSTEMS · NORTHROP GRUMMAN · Raytheon Technologies · smiths interconnect bringing technology to life · SRC · THALES

Avionics

AIRBUS · BAE SYSTEMS · BOEING · Collins Aerospace · GARMIN · GE · Honeywell · L3HARRIS FAST. FORWARD. · LEONARDO · NORTHROP GRUMMAN · Raytheon Technologies · THALES

Space

BOEING · Collins Aerospace · GENERAL DYNAMICS · इसरो ISRO · L3HARRIS FAST. FORWARD. · LOCKHEED MARTIN · MDA · NEC · NORTHROP GRUMMAN · THALES

Industrials

Anritsu envision:ensure · ciena · GE · Inova · KEYSIGHT · NI · resideo · SAFRAN · VIAVI

More than 70 customers with a 10+ year history

Source: Company data

Drone Market Opportunity

Drones, Space & Satellites, EW and Radar represent some of the near-term growth markets for the company

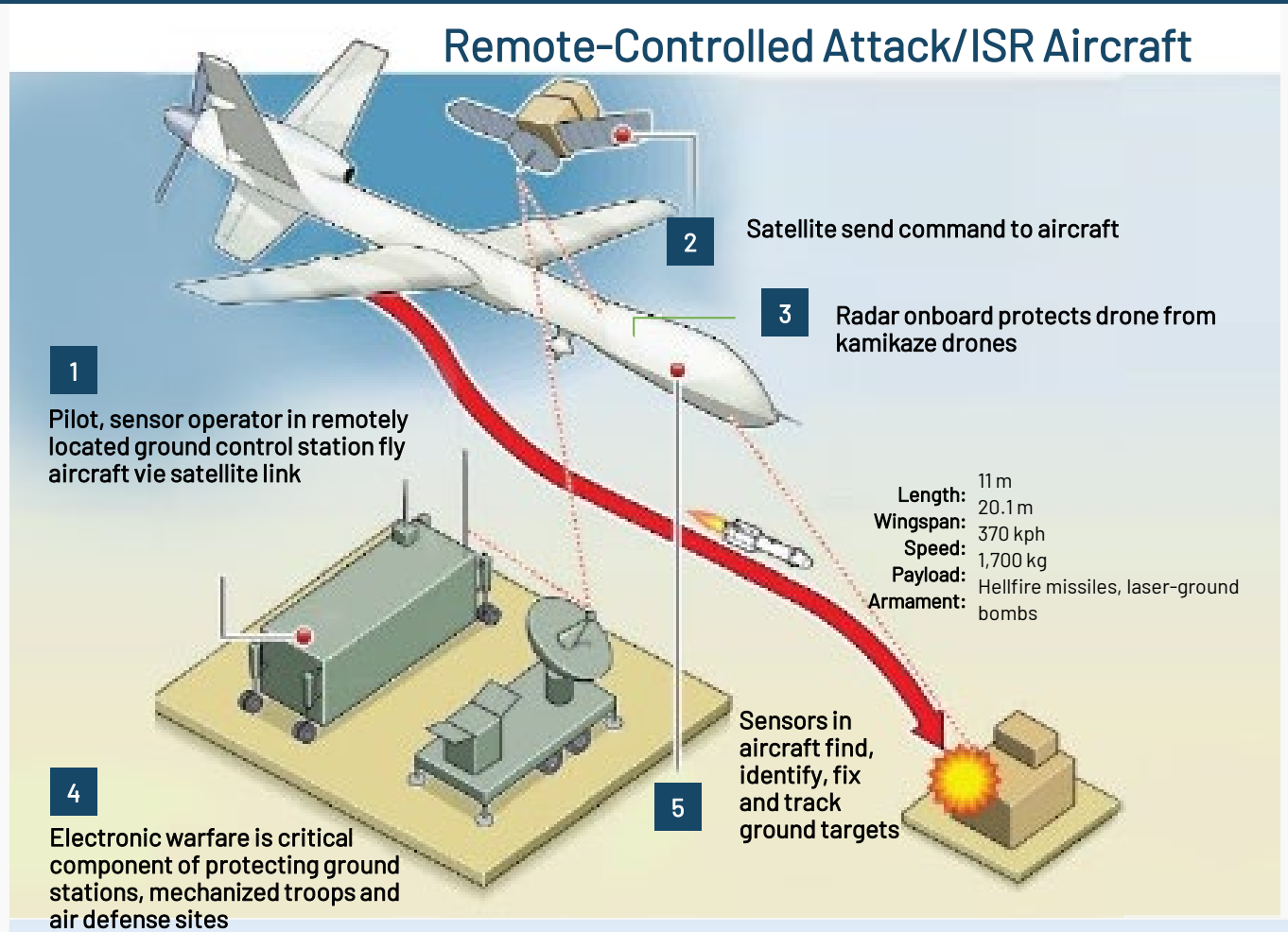

- In the Drone / UAV market since 2014
- Our products are robust and for longer life UAVs
- Deployed in both ISR and kinetic platforms
- Deployed in the following systems:
  - Ground controllers
  - Drone-based communications systems
  - Anti-drone radar
  - Counter-drone electronic warfare
  - Guidance systems of munitions
- Existing design wins with many of the leading platforms
- New business expected through new design wins with up-and-coming UAV innovators






10 YEAR HISTORY SUPPLYING THIS CRITICAL DEFENSE GROWTH AREA

Source: Company data

Growth Strategy

Since its Spinoff in Late 2022, Mtron has Significantly Outperformed the Broader Market & its Peers

Leverage Customer Relationships

- Build Mtron into a leading supplier of modules, subsystems and components to the Defense and Aerospace industry

Program Focused

Market Driven R&D

- Continue to enhance our ability to provide highly engineered modules and subsystems through increased design expertise

Increase Engineered Content

M&A

- Invest accumulating cash in complimentary acquisitions

Disciplined Approach

Increase margins through new product introductions, improved scale, higher utilization and continued cost containment

Metrics

Significant improvement in key metrics since spin-off 2022

Revenue Growth

Increased from $8.4M/qtr to $14.2M/qtr

↑ 69%

Gross Margin

Increased from 32% to 44%

↑ 38%

Net Income

Increased from $503K/qtr to $1,832K/qtr

↑ 264%

Adj. EBITDA Margin

Increased from 10.4% to 22.4%

↑ 115%

Cash Generation

Increased cash on hand from $806K to $18,329K

↑ 2,174%

EPS

Increased from $0.19/share per qtr to $0.63/share per qtr

↑ 231%

Source: Company data from Q3 2022 through Q3 2025

New Product Development

Increased R&D and Capex Spend Drive Organic Topline Growth in the Near-Term

Constant Innovation with Strategic Targeting of Larger Opportunities

- ~30% of FY'24 Revenue comes from products introduced since 2020
- New product development is a key component of strategy with **development tailored to deepen customer relationships**
- Number of products >$500k annually increased ~50%
- 48.7% increase in ASP since 2020

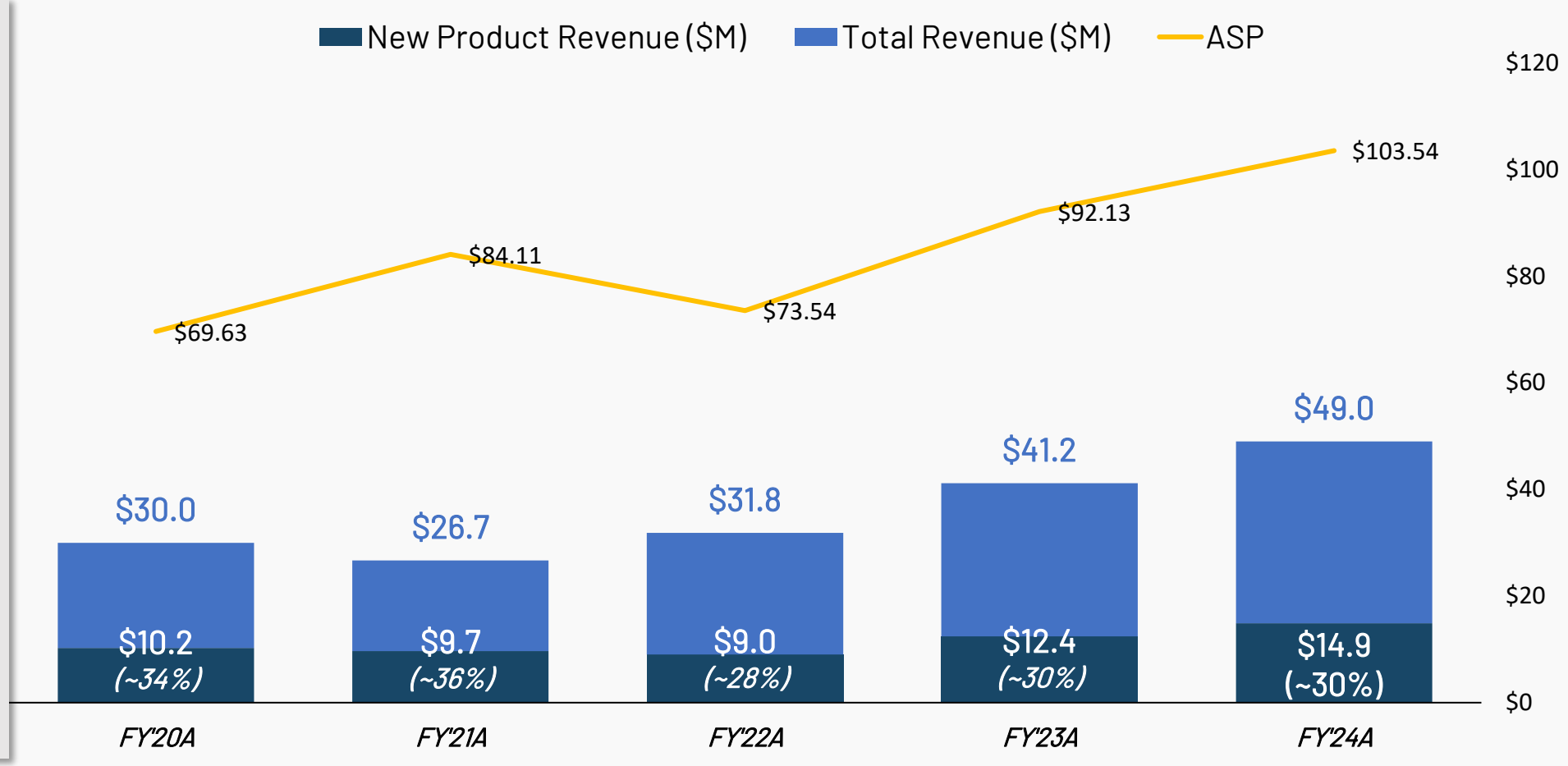

Financial Summary

Compelling Financials With Strong Topline Growth And Healthy Margins

Revenue & Growth ($M)

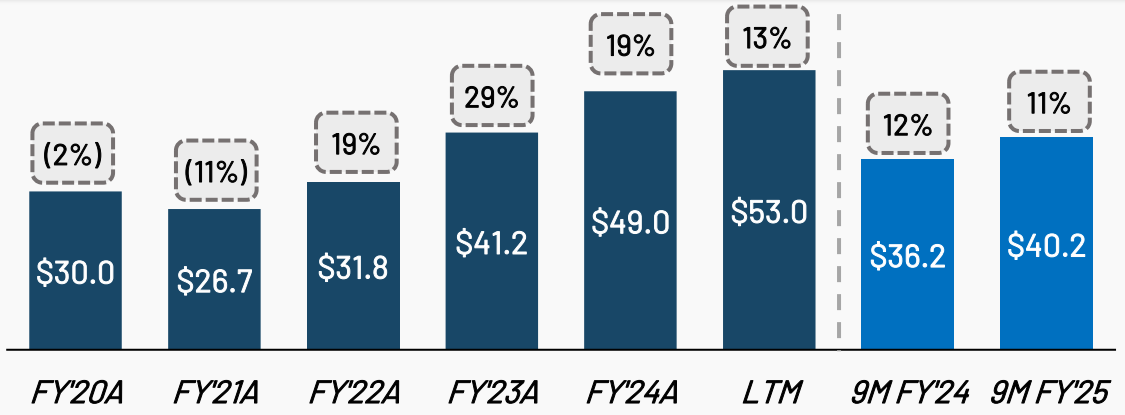

Gross Profit & Margin ($M)

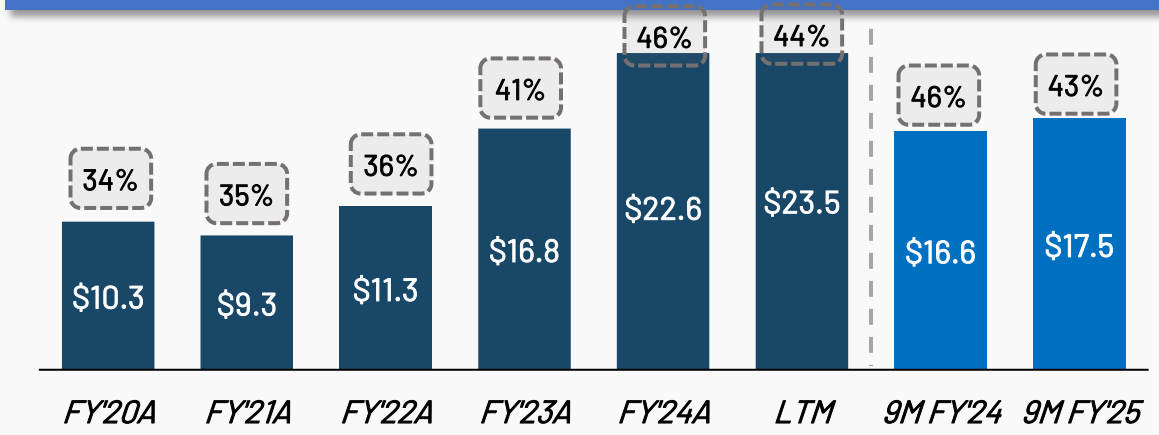

Adjusted EBITDA & Margin ($M)[1]

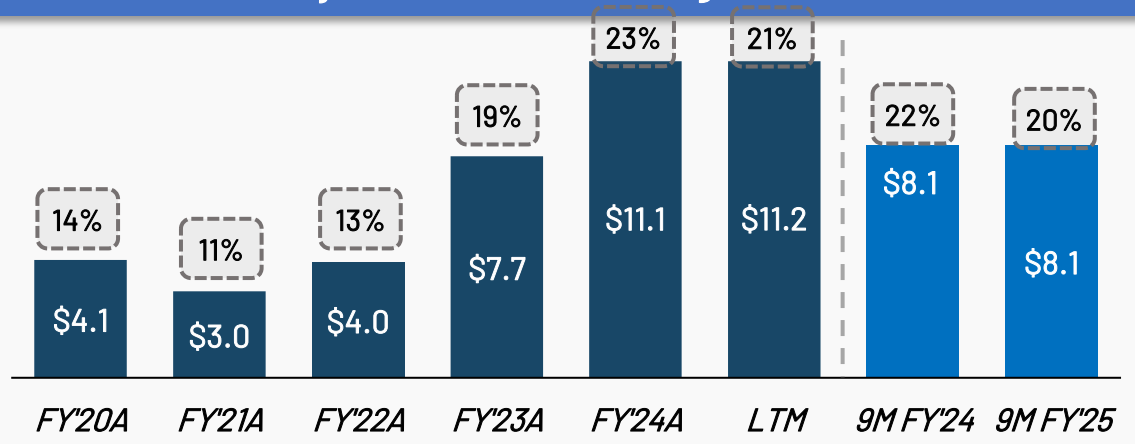

Backlog & Growth ($M)

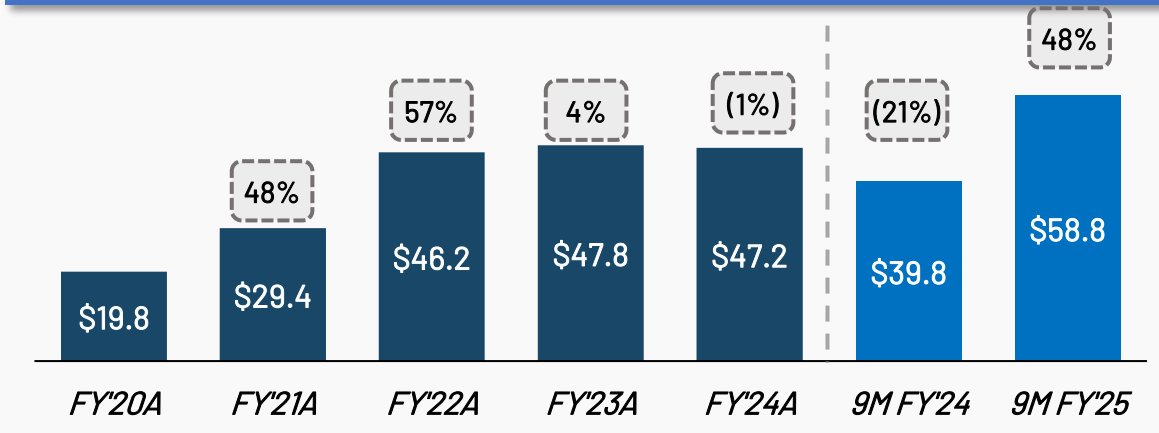

Source: Company Financials. Note: LTM figures as of Q3 FY'25, ending September 30, 2025
(1) Adjustments to EBITDA include Non-Cash Stock Compensation and Excess Separation Costs

Mtron™

Disciplined Approach to M&A

Mtron continues to look for tuck-in and transformative acquisitions to accelerate our organic growth strategies

Goals of M&A Program	Help company achieve scale quicker through accretive transactions	Opportunistically enter new markets	Continue to expand technology expertise
Target Characteristics	Unique assembly and design capabilities	Access to key customers and programs	Strong engineering with unique areas of expertise

2026 Rights Offering

Rights Offering Announced March 18, 2026

Terms

- Announced intention to distribute one subscription right for each common share held by shareholders of record as of March 27, 2026
- Five (5) subscription rights can be exercised to purchase one (1) share of Common Stock
- Subscription rights will be transferable
- Rights should begin trading on NYSE or about March 31, 2026
- There is an oversubscription feature with rights for shareholders of record who have exercised all of their rights
- Strike price to be determined but anticipated to be at 10-12% discount to trailing 5-day VWAP
- Rights will expire on or about April 15, 2026

Providing Management flexibility to:

- Accretive acquisitions
- Ability to perform carve-outs
- Transactions of scale
- Strategic investments
- Expansion of capacity and capabilities to meet demand trends

Attractive Long Term Target Model

Increased R&D and Capex Spend Drive Organic Topline Growth in the Mid-Long Term

Aim to consistently exceed industry growth through continued investment in R&D resources

Continued design win momentum speaks well to future growth

Model has begun to provide leverage and is highly cash generative

Long Term Organic Goals

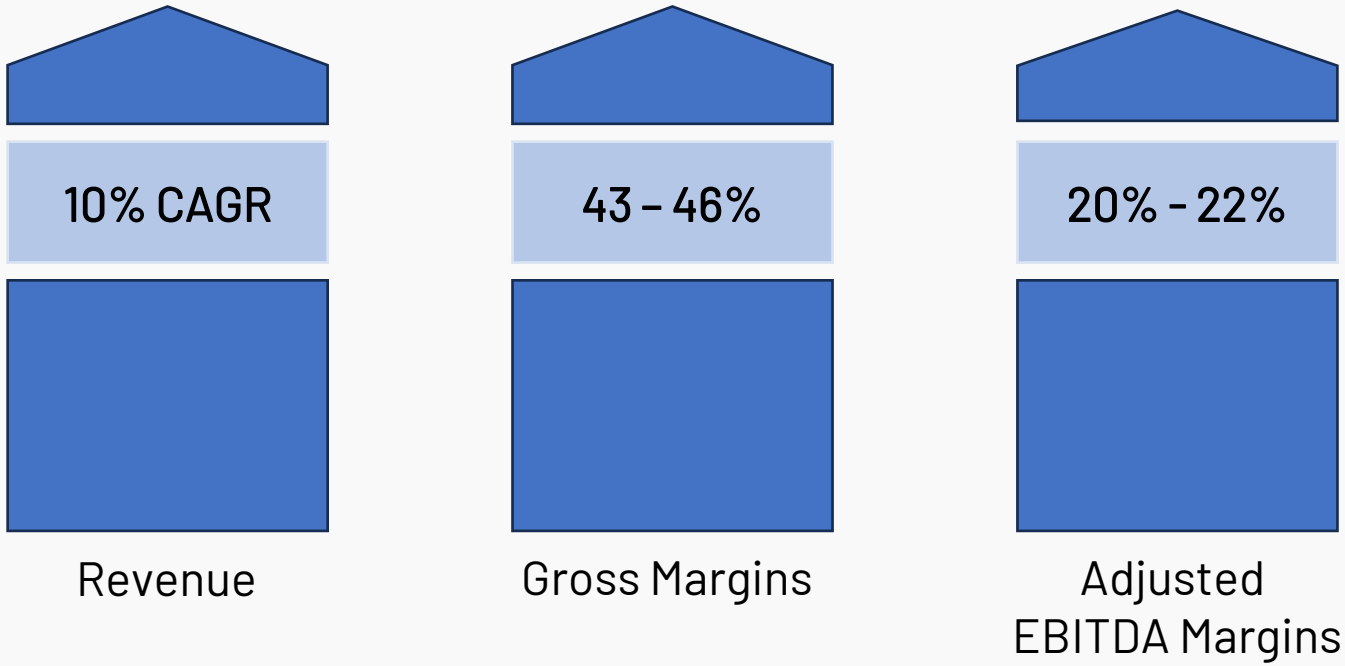

Source: Company data

Mtron™

Thank You



Appendix



Appendix 1 – Reconciliation of Adjusted EBITDA to Income before income taxes

(in thousands)	FY 2020	FY 2021	FY 2022	FY 2023	FY 2024	LTM 2025	9M 2024	9M 2025
Income before income taxes	**$ 2,893**	**$ 2,113**	**$ 2,595**	**$ 4,400**	**$ 9,775**	**$ 9,630**	**$ 7,017**	**$ 6,872**
Adjustments:								
Interest expense (income)	85	12	11	(7)	(243)	(482)	(139)	(378)
Depreciation	435	488	671	797	968	1,051	717	800
Amortization	54	54	54	53	5	—	5	—
Total adjustments	574	554	736	843	730	569	583	422
EBITDA	**3,467**	**2,667**	**3,331**	**5,243**	**10,505**	**10,199**	**7,600**	**7,294**
Non-cash stock compensation	145	292	458	2,421	636	954	485	803
Excess Spin-off costs	—	—	219	218	—	—	—	—
Adjusted EBITDA	**$ 3,612**	**$ 2,959**	**$ 4,008**	**$ 7,882**	**$ 11,141**	**$ 11,153**	**$ 8,085**	**$ 8,097**

Source: Company Financials.